



Republic of the Philippines
TARLAC STATE UNIVERSITY
BIDS AND AWARDS COMMITTEE
INFRASTRUCTURE

Romulo Blvd., San Vicente, Tarlac City
Tel. No.: (045) 982-4630
Website: www.tsu.edu.ph

November 7, 2024

SUPPLEMENTAL BID BULLETIN NO. 2

Project: Expansion of Guard House with CCTV Control Room

This Bid Bulletin no. 2 is issued to clarify items and shall be an integral part of the Bidding Documents.

Please be informed of the modification in the bidding documents.


ATTY. WILMARK J. RAMOS, DBA
Chairperson *Aug*






**SAN ISIDRO EXTENSION CAMPUS,
TARLAC STATE UNIVERSITY**



P E R S P E C T I V E










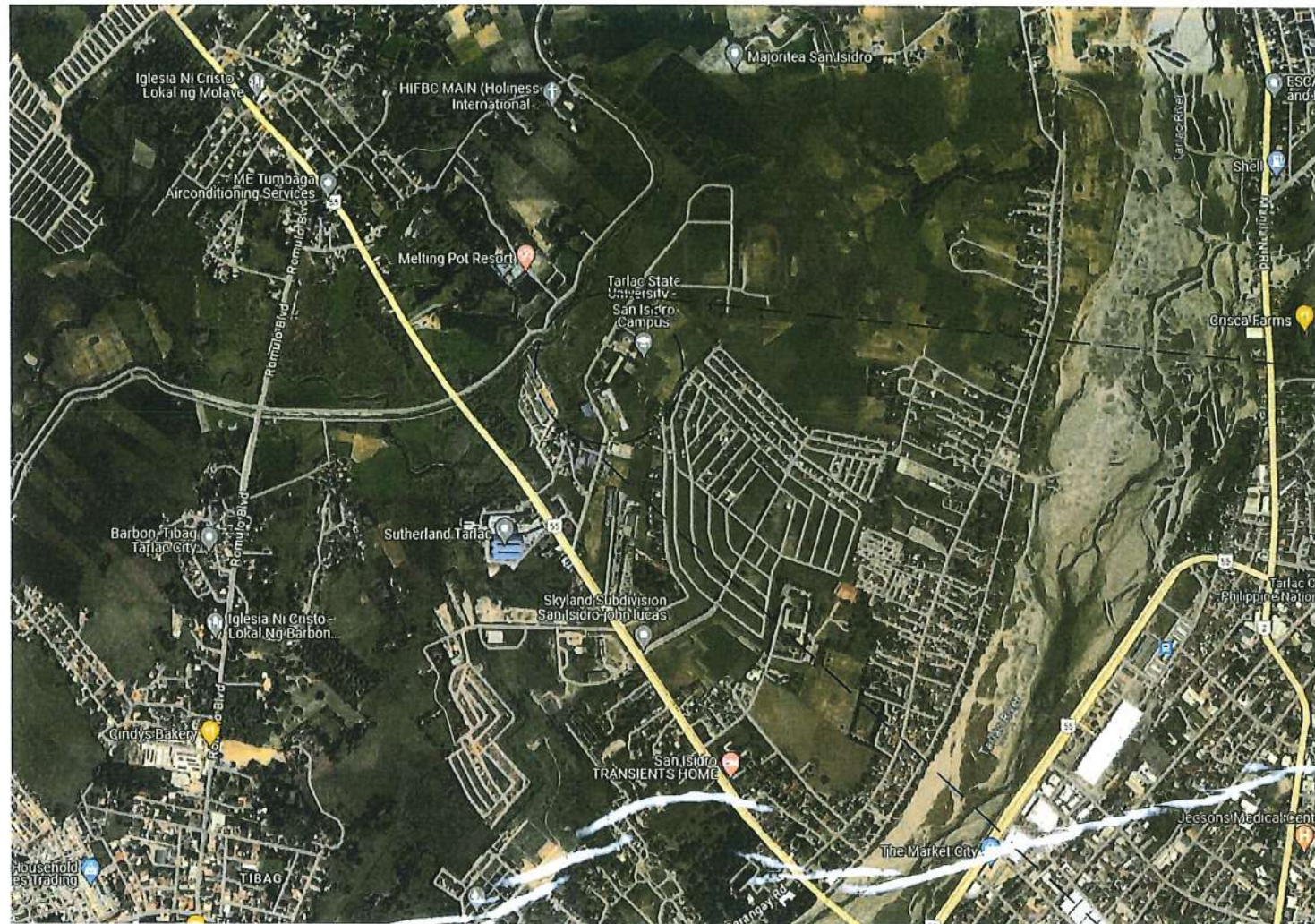
TARLAC STATE UNIVERSITY
 Facilities Development and
 Management Office
 Romulo Boulevard, Tarlac City, Philippines 2300

PROJECT TITLE: EXPANSION OF GUARD HOUSE WITH CCTV CONTROL ROOM	PREPARED BY:  AR. MARK ANTHONY PUNZALAN ARCHITECT/ADMIN	CERTIFIED BY:  AR. ARLEN M. GUIEB DIRECTOR, OFDM	REQUESTING OFFICE:  DR. JAYSON H. FELIX HEAD, CSU	RECOMMENDING APPROVAL:  ATTY. WILMARK S. RAMOS, DBA VP FOR ADMINISTRATION	APPROVED:  DR. ARNOLD E. VELASCO PRESIDENT	SHEET CONTENTS: AS SHOWN DATE:	SHEET NO: A-01 PAGE NO: 01/65
--	---	--	---	---	--	--------------------------------------	--



P E R S P E C T I V E

  <p>TARLAC STATE UNIVERSITY Facilities Development and Management Office Romulo Boulevard, Tarlac City, Philippines 3300</p>	PROJECT TITLE:	PREPARED BY:	CERTIFIED BY:	REQUESTING OFFICE:	RECOMMENDING APPROVAL:	APPROVED:	SHEET CONTENTS:	SHEET NO.:
	EXPANSION OF GUARD HOUSE WITH CCTV CONTROL ROOM	 AR. MARK ANTHONY S. PUNZALAN <small>ARCHITECT, OFDM</small>	 AR. ARLEN M. GUIEB <small>DIRECTOR, OFDM</small>	 DR. JAYSON R. HELIX <small>HEAD, CSU</small>	 ATTY. WILMARK J. RAMOS, DBA <small>VP FOR ADMINISTRATION</small>	 DR. ARNOLD E. VELASCO <small>PRESIDENT</small>	AS SHOWN	A-02
	PROJECT LOCATION:						DATE:	PAGE NO.:
SAN ISIDRO AND LUCINDA EXTENSION CAMPUS		02/65						



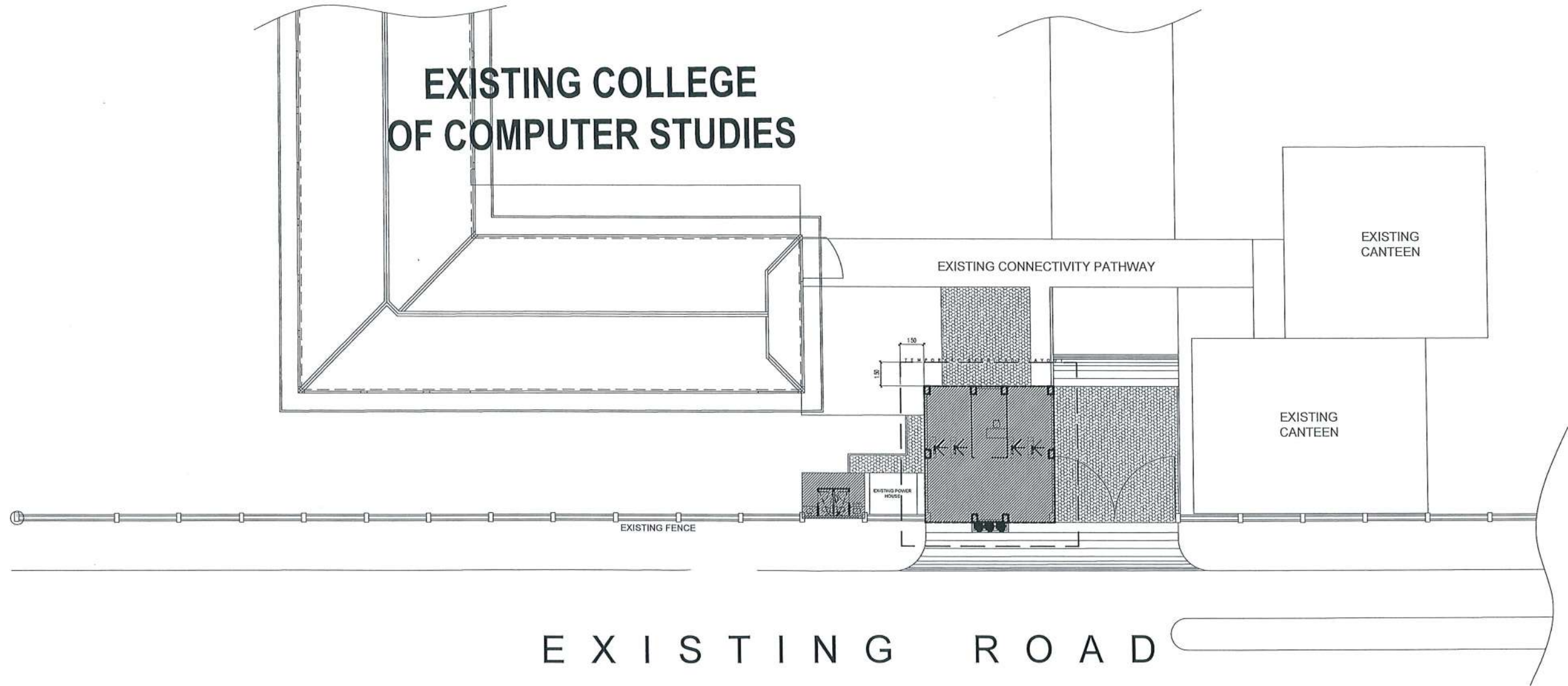
VICINITY MAP



BLOW UP SITE

<p>TARLAC STATE UNIVERSITY Facilities Development and Management Office Romulo Boulevard, Tarlac City, Philippines 2300</p>	PROJECT TITLE:	PREPARED BY:	CERTIFIED BY:	REQUESTING OFFICE:	RECOMMENDING APPROVAL:	APPROVED:	SHEET CONTENTS:	SHEET NO.:	
	EXPANSION OF GUARD HOUSE WITH CCTV CONTROL ROOM		 AR. MARK ANTHONY L. PUNZALAN ARCHITECT, OFDM	 AR. ARLEN M. GUIEB DIRECTOR, OFDM	 DR. JAYSON R. FELIX HEAD, CSU	 ATTY. WILMARK J. RAMOS, DBA VP FOR ADMINISTRATION	 DR. ARNOLD E. VELASCO PRESIDENT	AS SHOWN	A-03
	PROJECT LOCATION:							DATE:	PAGE NO.:
SAN ISIDRO AND LUCINDA EXTENSION CAMPUS								03/65	

SAN ISIDRO CAMPUS



LOCATION MAP

SCALE 1:300M

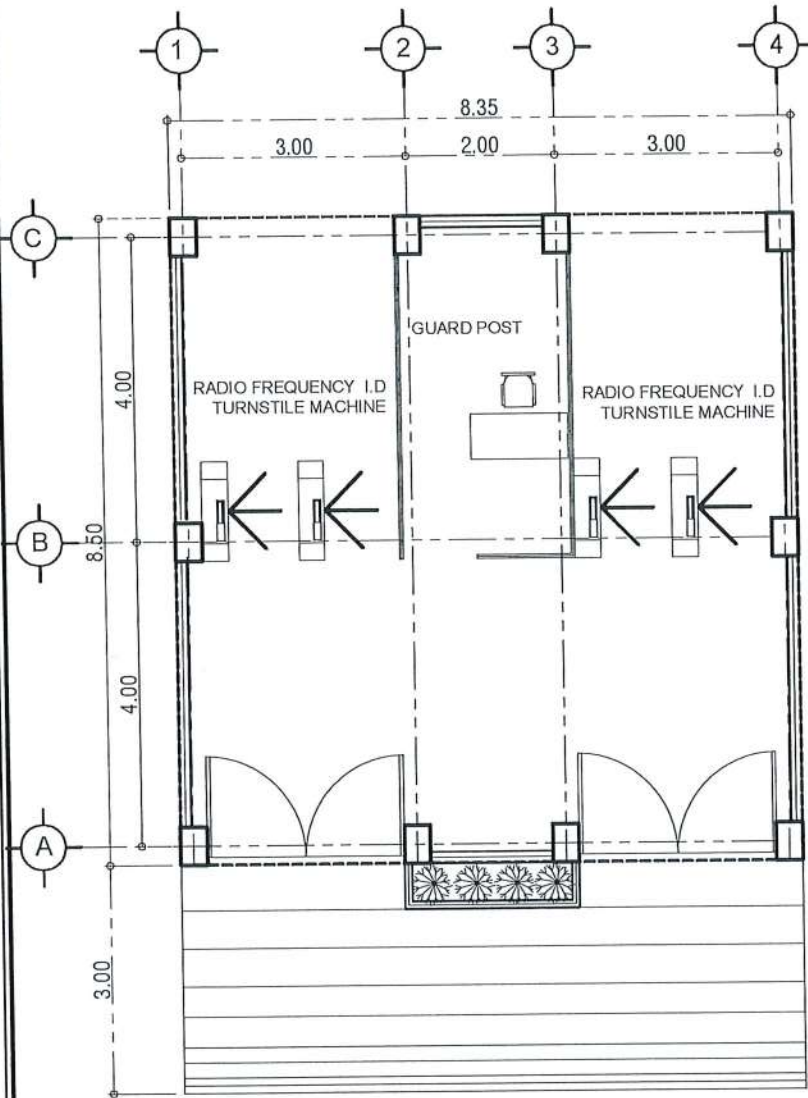


TARLAC STATE UNIVERSITY
Facilities Development and Management Office
Romulo Boulevard, Tarlac City, Philippines 2300

PROJECT TITLE: EXPANSION OF GUARD HOUSE WITH CCTV CONTROL ROOM	PREPARED BY: AR. MARK ANTHONY L. RUNZALAN ARCHITECT, OFDM	CERTIFIED BY: AR. ARLEN M. GUIEB DIRECTOR, OFDM	REQUESTING OFFICE: DR. JAYSON R. FELIX HEAD, CSU	RECOMMENDING APPROVAL: ATTY. WILMARK J. RAMOS, DBA VP FOR ADMINISTRATION	APPROVED: DR. ARNOLD E. VELASCO PRESIDENT	SHEET CONTENTS: AS SHOWN DATE:	SHEET NO: A-04 PAGE NO: 04/65
PROJECT LOCATION: SAN ISIDRO AND LUCINDA EXTENSION CAMPUS							

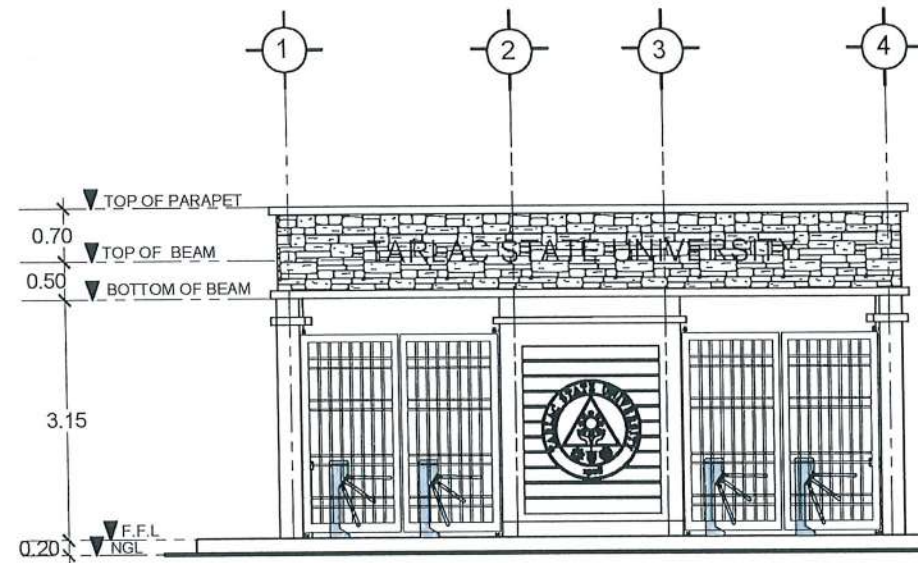
SITE INSTRUCTION:

- PROVIDE TEMPORARY BARRICADE/COVER IN THE PERIMETER CONSTRUCTION AREA USING GI SHEET WITH STABLE FRAME. DO NOT USE "BLUE SACK".
- PROVIDE SAFETY SIGNAGES AND 8FT X 8FT PROJECT BILLBOARD.



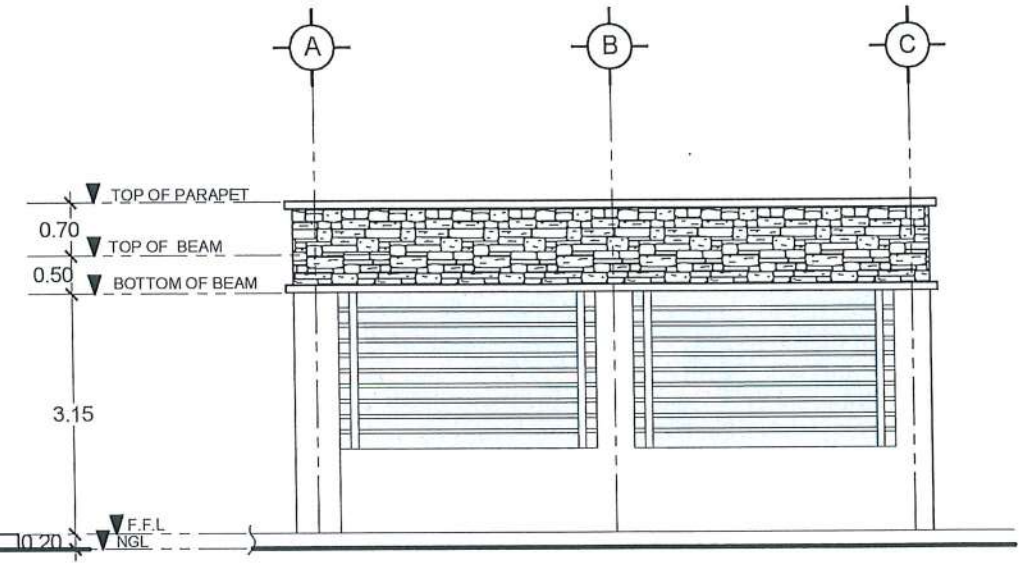
EXISTING GUARD HOUSE PLAN

SCALE 1:100M



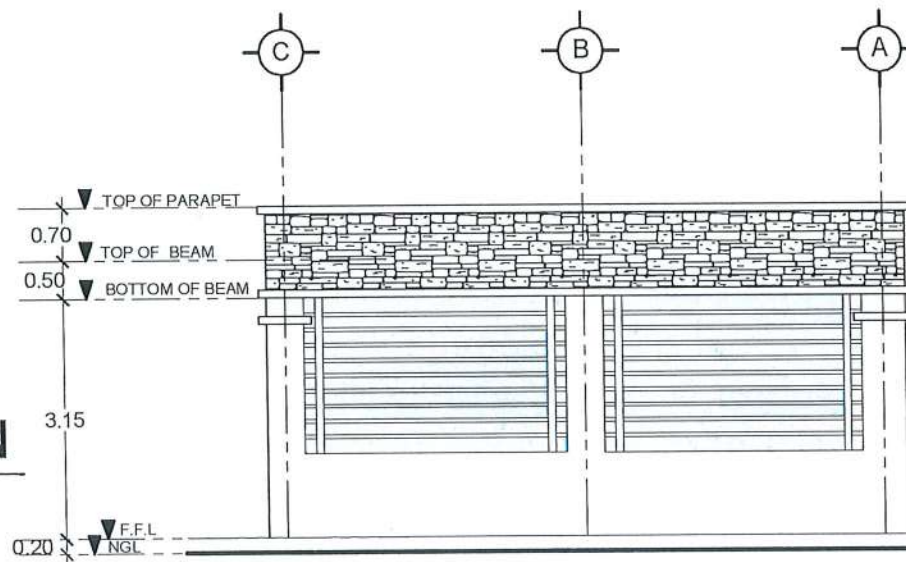
EXISTING FRONT ELEVATION

SCALE 1:100M



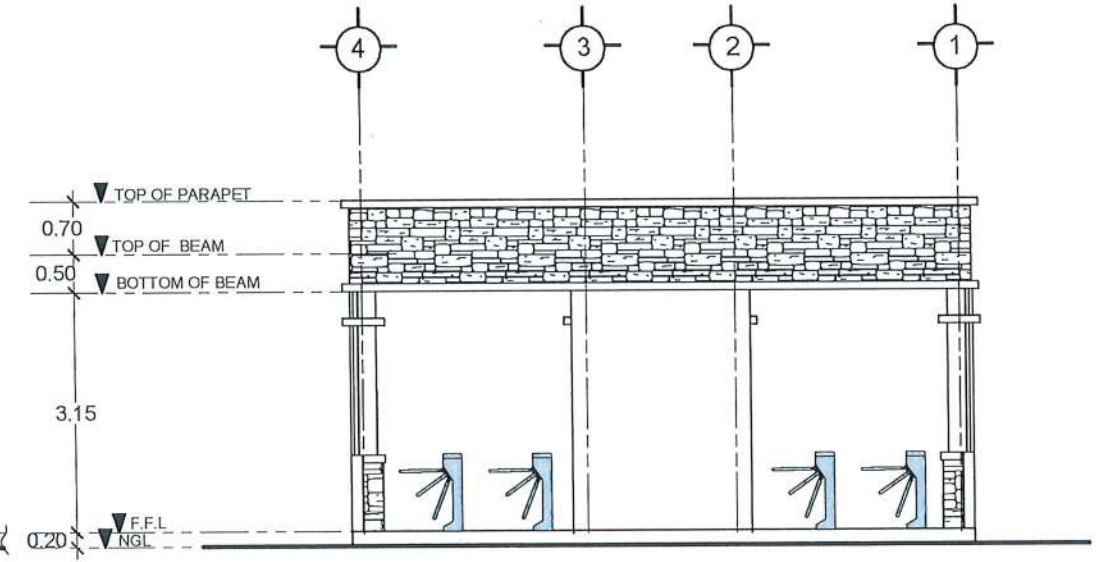
EXISTING RIGHT SIDE ELEVATION

SCALE 1:100M



EXISTING LEFT SIDE ELEVATION

SCALE 1:100M



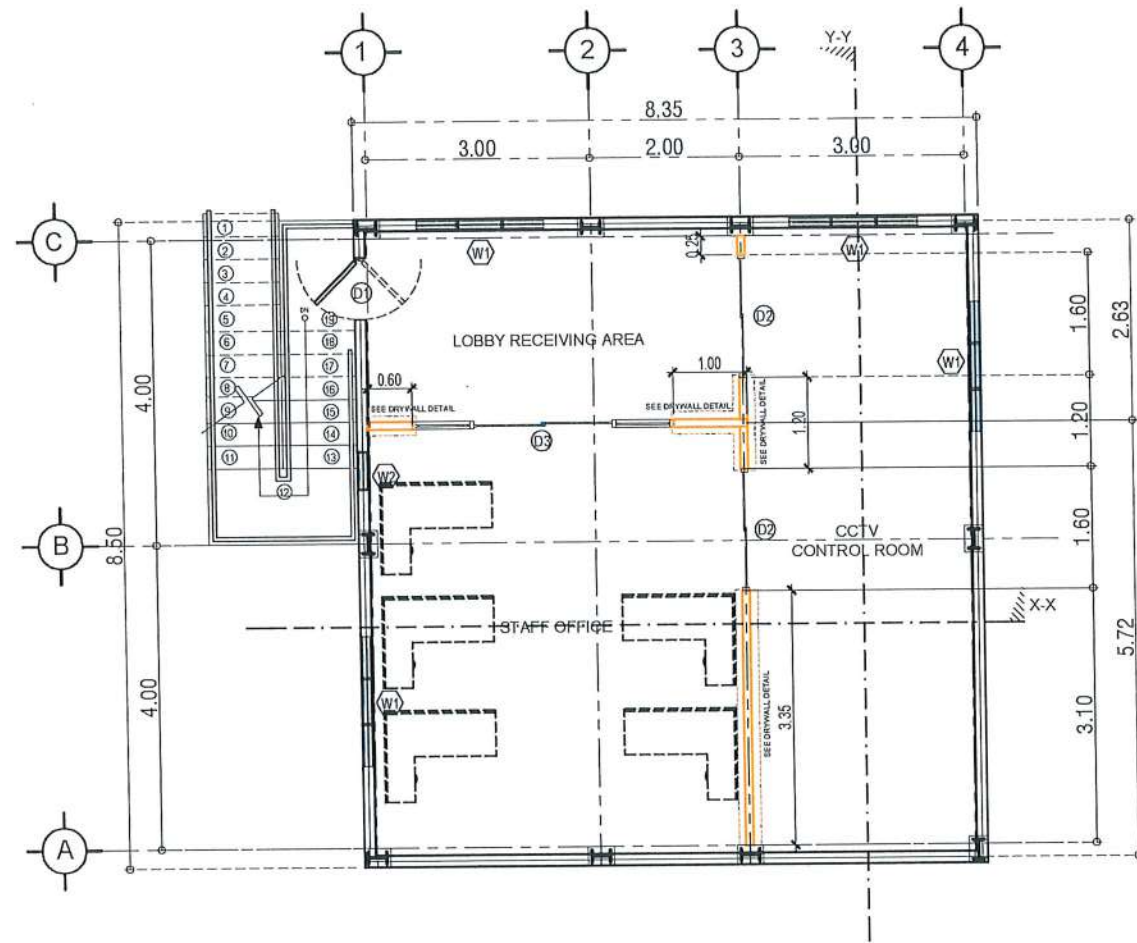
EXISTING REAR ELEVATION

SCALE 1:100M



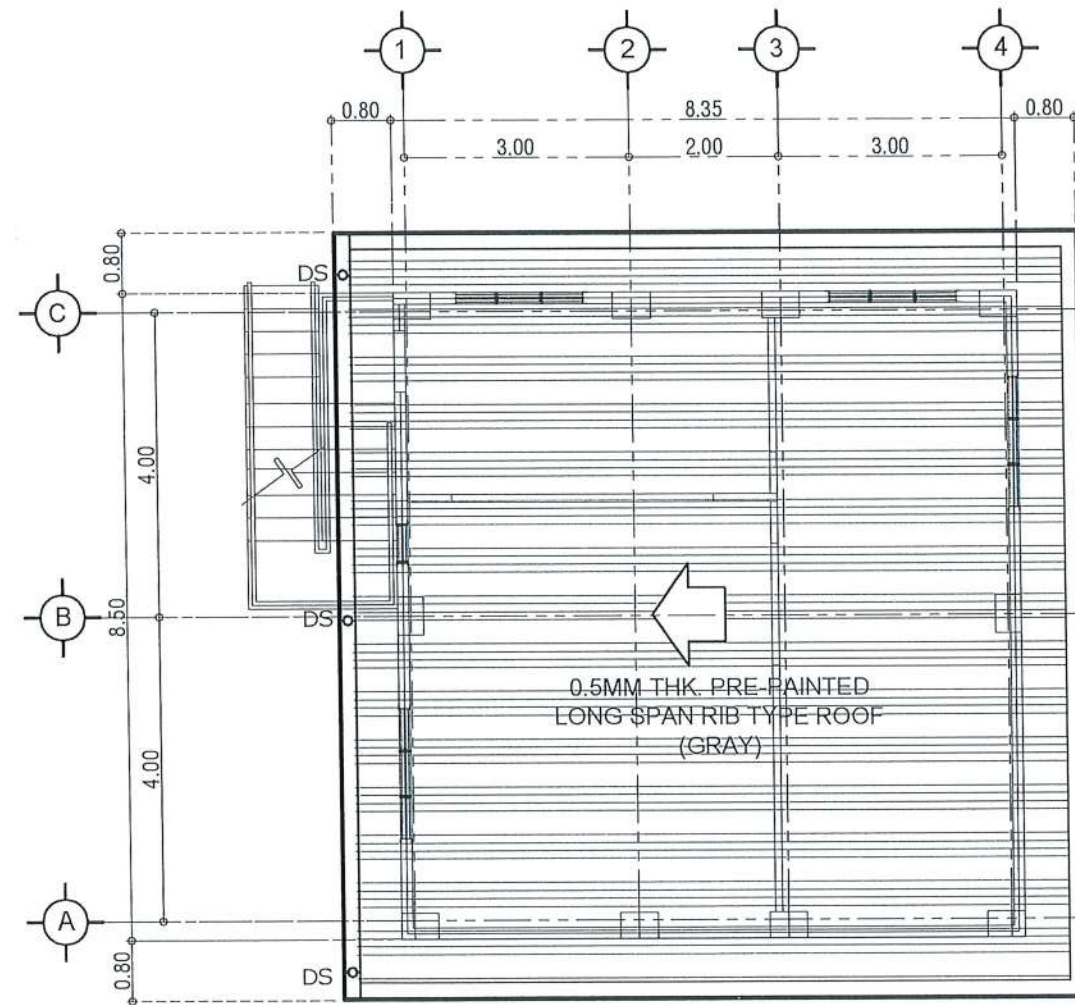
TARLAC STATE UNIVERSITY
Facilities Development and
Management Office
Remulo Boulevard, Tarlac City, Philippines 2300

PROJECT TITLE: EXPANSION OF GUARD HOUSE WITH CCTV CONTROL ROOM	PREPARED BY:	CERTIFIED BY:	REQUESTING OFFICE:	RECOMMENDING APPROVAL:	APPROVED:	SHEET CONTENTS: AS SHOWN	SHEET NO: A-05
	PROJECT LOCATION: SAN ISIDRO AND LUCINDA EXTENSION CAMPUS	AR. MARK ANTHONY PUNZALAN ARCHITECT, UAP	AR. ARLEN M. GUIEB DIRECTOR, OFDM	DR. JAYSON R. VELIX VP FOR ADMINISTRATION	ATTY. WILMARK J. RAMOS, DBA VP FOR ADMINISTRATION		DR. ARNOLD E. VELASCO PRESIDENT
						DATE:	



PROPOSED SECOND FLOOR PLAN

SCALE 1:100M



ROOF PLAN

SCALE 1:100M



TARLAC STATE UNIVERSITY
Facilities Development and Management Office
Remulo Boulevard, Tarlac City, Philippines 2300

PROJECT TITLE:
EXPANSION OF GUARD HOUSE WITH
CCTV CONTROL ROOM

PROJECT LOCATION:
SAN ISIDRO AND LUCINDA EXTENSION CAMPUS

PREPARED BY:
[Signature]
AR. MARY ANTHONIA PUNZALAN
ARCHITECT, OFDM

CERTIFIED BY:
[Signature]
AR. ARLEN M. GUIEB
DIRECTOR, OFDM

REQUESTING OFFICE:
[Signature]
DR. JAYSON R. FELIX
HEAD, CSU

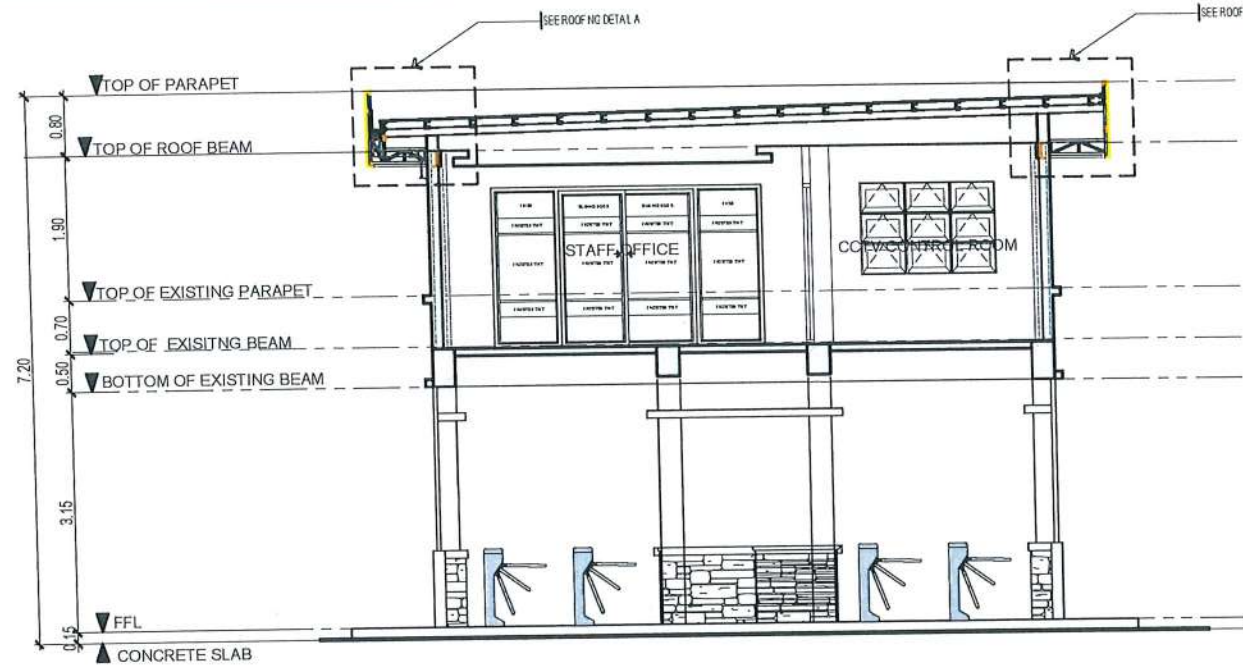
RECOMMENDING APPROVAL:
[Signature]
ATTY. WILMARK J. RAMOS, DBA
VP FOR ADMINISTRATION

APPROVED:
[Signature]
DR. ARNOLD E. VELASCO
PRESIDENT

SHEET CONTENTS:
AS SHOWN

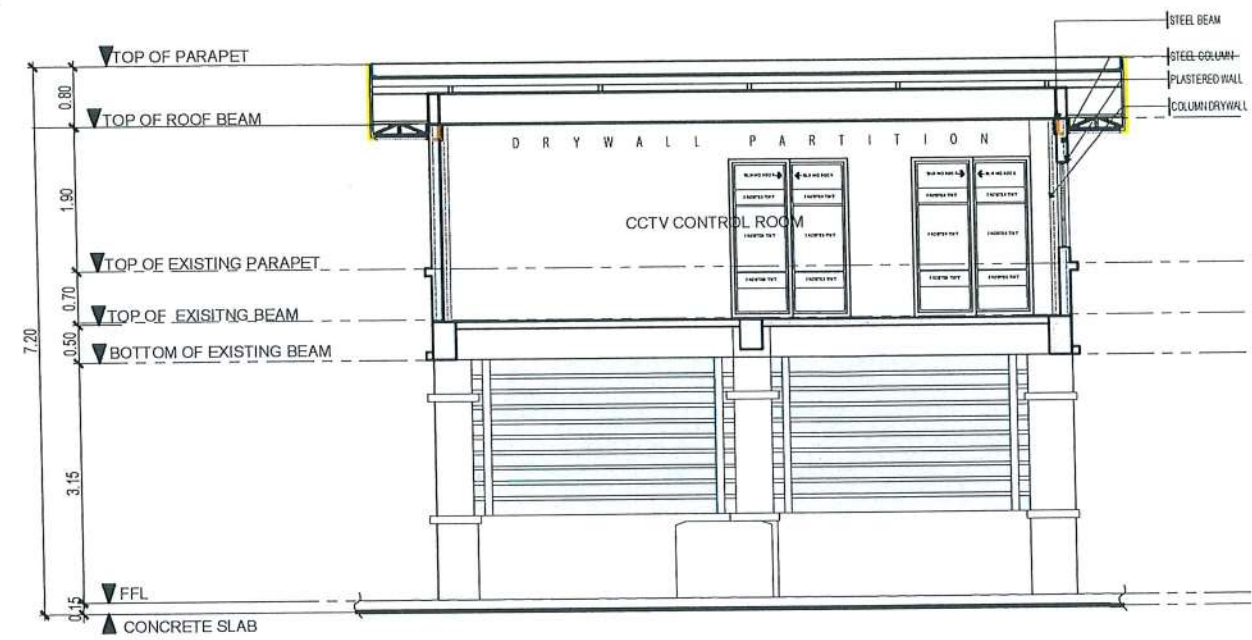
DATE:

SHEET NO:
A-06
PAGE NO:
06/65



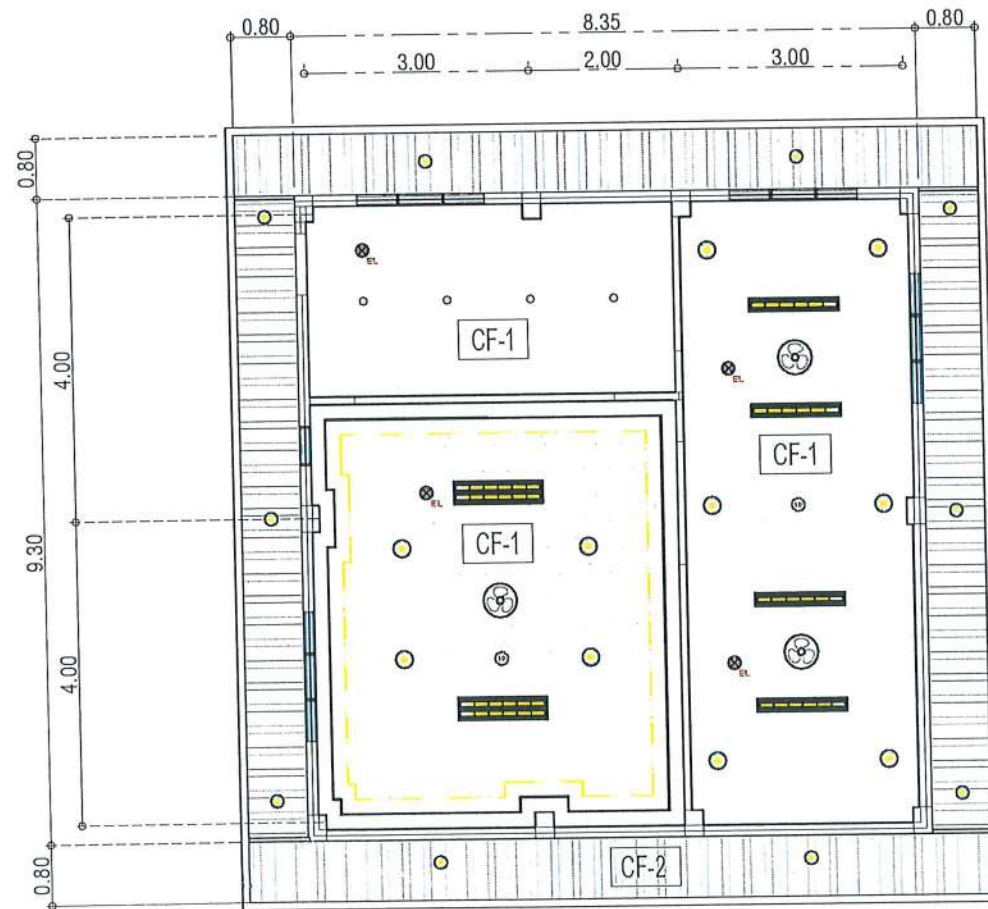
SECTION THRU Y-Y

SCALE 1:100M



SECTION THRU X-X

SCALE 1:100M



REFLECTED CEILING PLAN

SCALE 1:100M

SCHEDULE OF CEILING FINISHES:

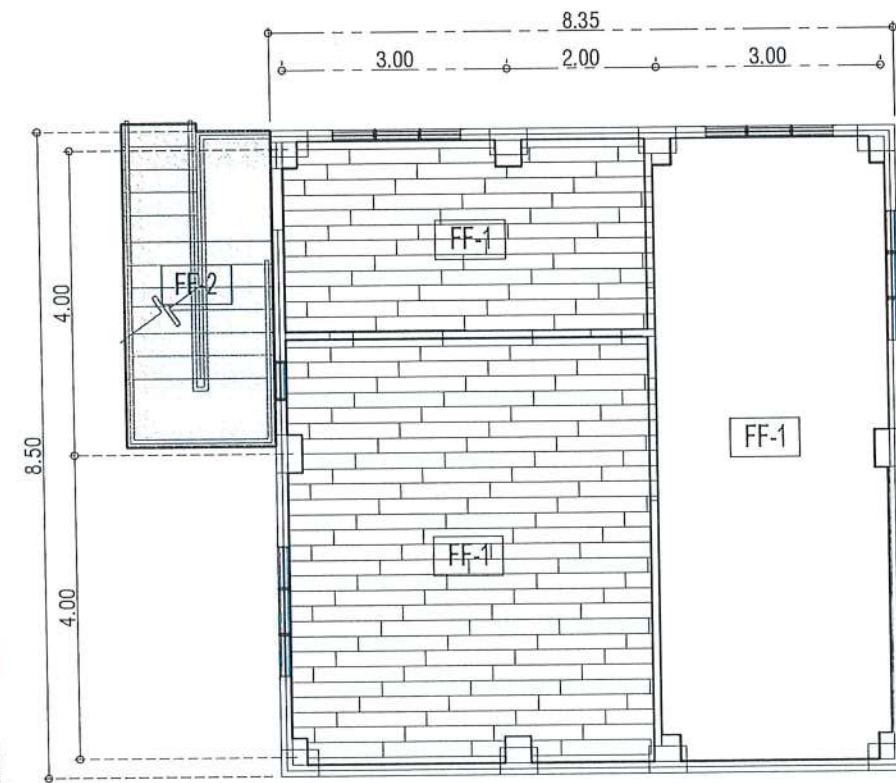
MARK	DESCRIPTION
CF-1	9MM THK GYPSUM BOARD ON METAL FURRING FRAMING (FLAT LATEX PAINT)
CF-2	0.50 MM THK PRE-PAINTED SPANDREL INCLUDING FRAMING AND MOULDINGS

CEILING FIXTURES:

MARK	DESCRIPTION
[Symbol]	1X 18WATTS T8 LED TUBE IN LOUVER FIXTURE
[Symbol]	2X 18WATTS T8 LED TUBE IN LOUVER FIXTURE
[Symbol]	18WATTS LED PANEL LIGHT
[Symbol]	12WATTS LED PANEL LIGHT
[Symbol]	7WATTS LED COB PANEL LIGHT
[Symbol]	BATTERY OPERATED SMOKE DETECTOR
[Symbol]	CEILING MOUNTED EMERGENCY LIGHT
[Symbol]	16" ORBIT FAN

SCHEDULE OF FLOOR FINISHES:

MARK	DESCRIPTION
FF-1	150MM X 90MM X 3MM THK VINYL FLOOR TILES (WOOD FINISH) ON MINIMUM 25MM THK LEVELED CONCRETE TOPPING WITH 2" X 2" X 15MM THK STEEL MATTING REINFORCEMENT
FF-2	3MM THK GI CHECKERED PLATE



FLOOR PATTERN PLAN

SCALE 1:100M



PROJECT TITLE: EXPANSION OF GUARD HOUSE WITH CCTV CONTROL ROOM
 PROJECT LOCATION: SAN ISIDRO AND LUCINDA EXTENSION CAMPUS

PREPARED BY: AR. MARK ANTHONY PUNZALAN
 ARCHITECT

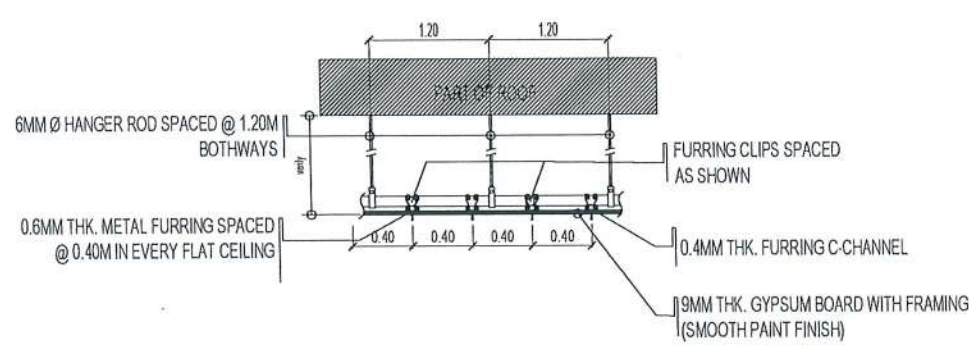
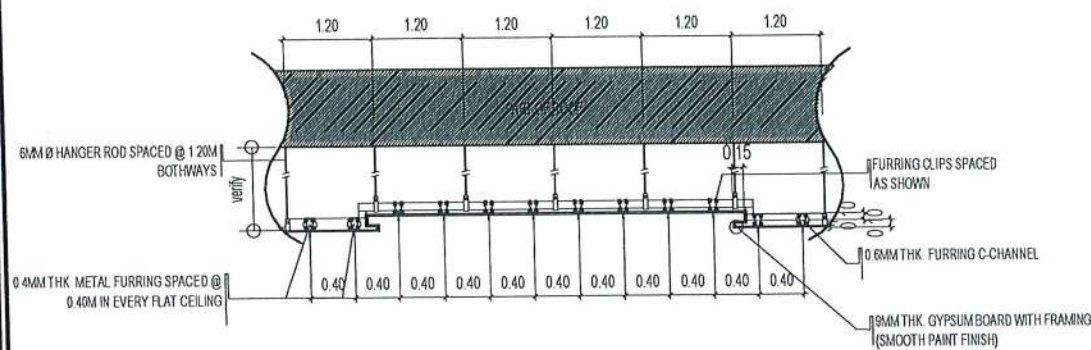
CERTIFIED BY: AR. ARLEN M. GUIEB
 DIRECTOR, OFDM

REQUESTING OFFICE: DR. JAYSON R. DELIX
 HEAD, CSU

RECOMMENDING APPROVAL: ATTY. WILMARK J. RAMOS, DBA
 VP FOR ADMINISTRATION

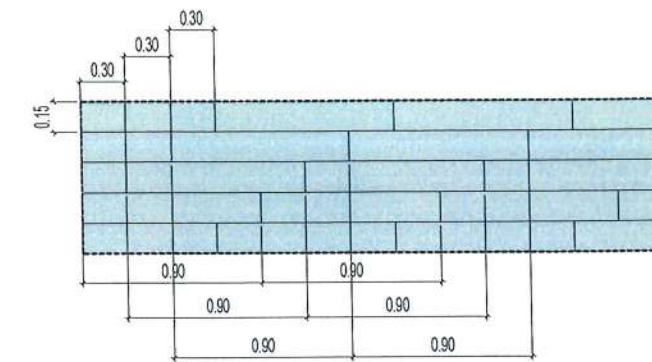
APPROVED: DR. ARNOLD E. VELASCO
 PRESIDENT

SHEET CONTENTS: AS SHOWN
 SHEET NO: A-08
 PAGE NO: 08/65
 DATE:



CEILING SECTION DETAIL

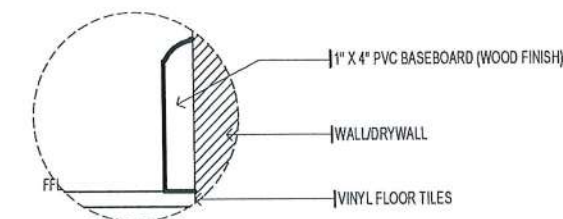
SCALE 1:75 MTS.



VINYL TILES BLOW-UP PATTERN LAYOUT

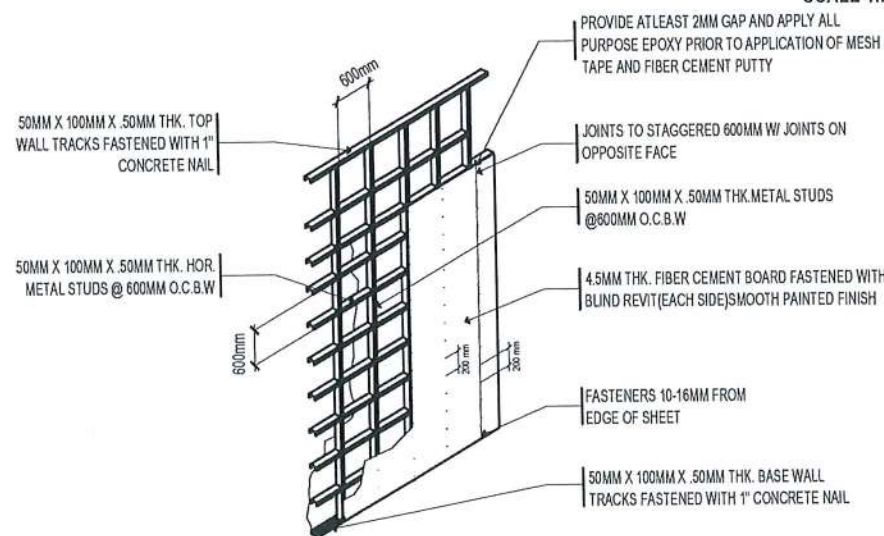
SCALE 1:50 MTS.

NOTE: KANTO MESA BASEBOARD CUT ON CORNERS



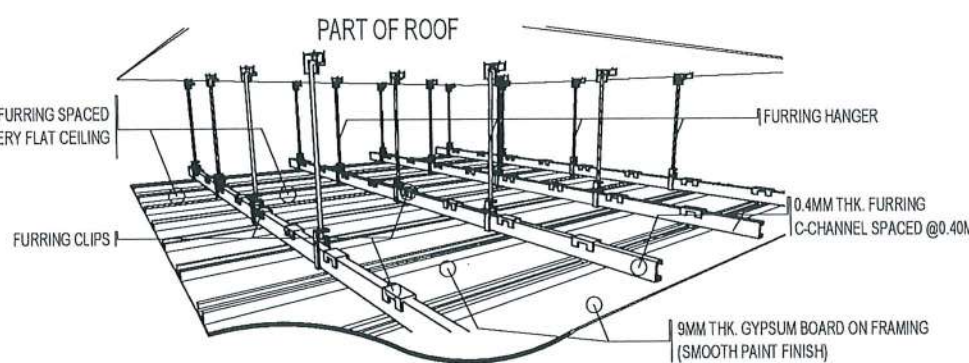
BASEBOARD DETAIL

SCALE 1:5 MTS.



DRYWALL SECTION DETAIL

NTS



CEILING ISOMETRIC DETAIL

NTS

D O O R S	D O O R S			W I N D O W S	
	D1	D2	D3	W1	W2
	1 SET MAIN ENTRANCE	2 SETS CCTV ROOM	1 SET STAFF OFFICE	4 SETS STAFF OFFICE LOUNGER/RECEIVING AREA	1 SET STAFF OFFICE
	12mm THK. TEMPERED GLASS WITH FROSTED DECALS SINGLE PANEL SWING GLASS DOOR W/ CLOSER AND FD100 TOP & BOTTOM FRAME WITH S304 STAINLESS H-TYPE DOOR HANDLE AND COMPLETE ACCESSORIES	2.10m X 1.60m ANALOK ALUMINUM FRAME SLIDING DOORS WITH 6mm thk. CLEAR TEMPERED GLASS WITH FROSTED TINT AND COMPLETE ACCESSORIES	2.40m X 3.60m ANALOK ALUMINUM FRAME SLIDING AND FIXED DOOR WITH 6mm thk. CLEAR TEMPERED GLASS WITH FROSTED TINT AND COMPLETE ACCESSORIES	ANALOK (1 3/4" X 4") ALUMINUM AWNING WINDOW WITH 6mm thk. ONE WAY REFLECTIVE (INTERIOR) TEMPERED BRONZE GLASS	ANALOK (1 3/4" X 4") ALUMINUM AWNING WINDOW WITH 6mm thk. ONE WAY REFLECTIVE (INTERIOR) TEMPERED BRONZE GLASS

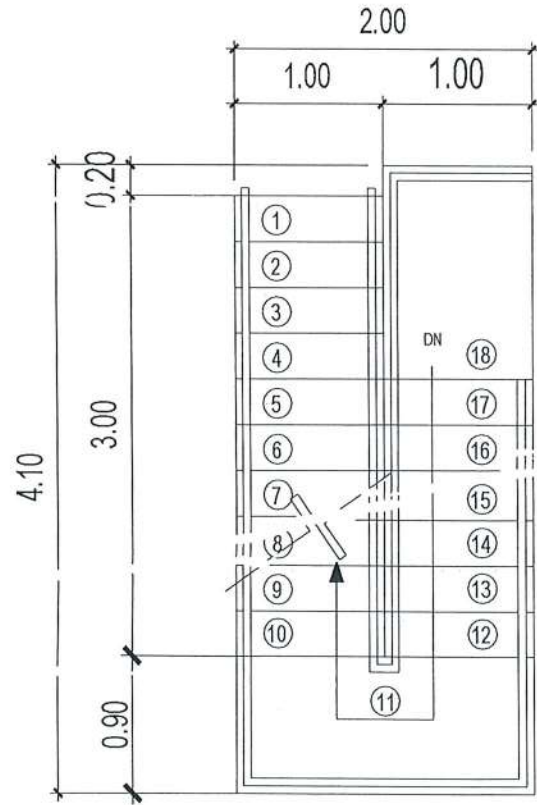
SCHEDULE OF DOORS AND WINDOWS

SCALE 1:100 MTS.

<p>TARLAC STATE UNIVERSITY Facilities Development and Management Office Romulo Booleward, Tarlac City, Philippines 2300</p>	PROJECT TITLE: EXPANSION OF GUARD HOUSE WITH CCTV CONTROL ROOM	PREPARED BY: AR. MARK ANTHONY A. PUNZALAN ARCHITECT, OGD	CERTIFIED BY: AR. ARLEN M. GUIEB DIRECTOR, OFDM	REQUESTING OFFICE: DR. JAYSON R. FELIX HEAD, CSU	RECOMMENDING APPROVAL: ATTY. WILMARK J. RAMOS, DBA VP FOR ADMINISTRATION	APPROVED: DR. ARNOLD E. VELASCO PRESIDENT	SHEET CONTENTS: AS SHOWN	SHEET NO: A-09
	PROJECT LOCATION: SAN ISIDRO AND LUCINDA EXTENSION CAMPUS							PAGE NO: 09/65
								DATE:

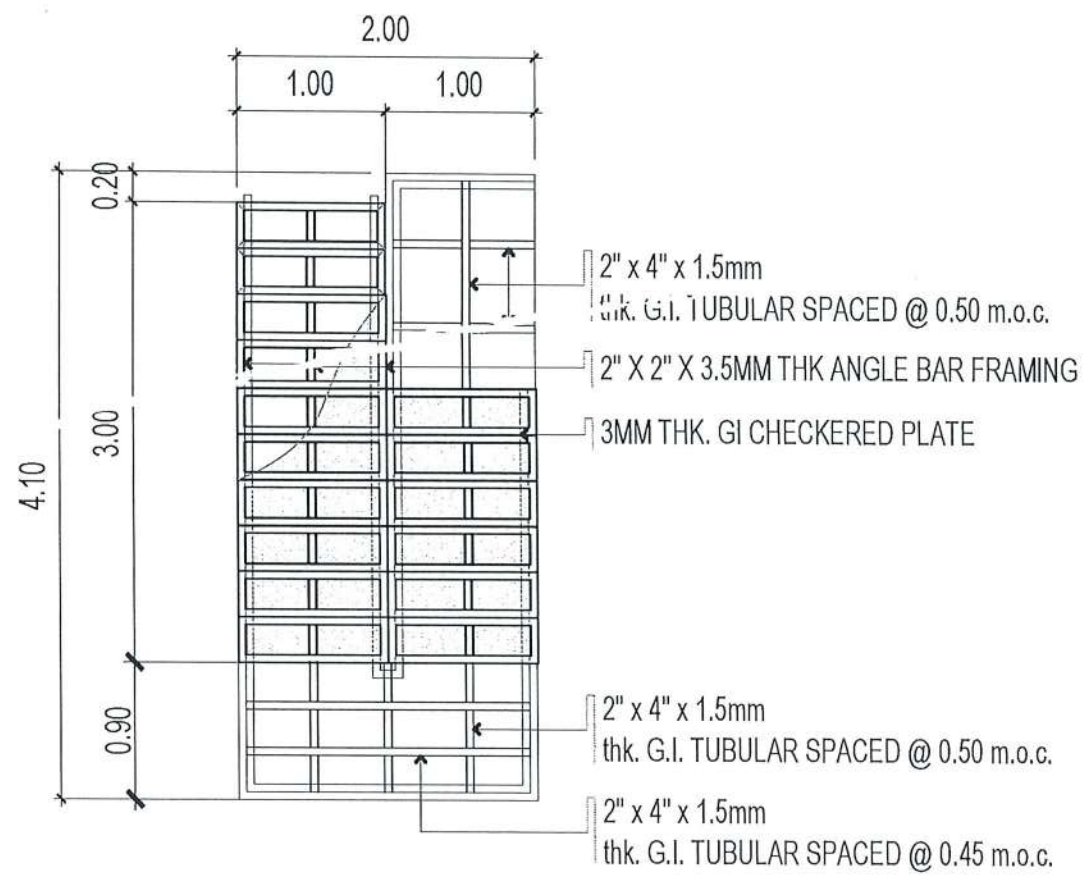
NOTE:

- APPLY 2 COATS OF EPOXY PRIMER ON ALL STEEL FRAME MEMBERS INCLUDING WELDING CONNECTIONS.
- APPLY 2 TOP COATS OF QUICK DRY ENAMEL (BLACK)
- ALL STEEL MEMBERS SHOULD BE SMOOTH PAINT FINISH.



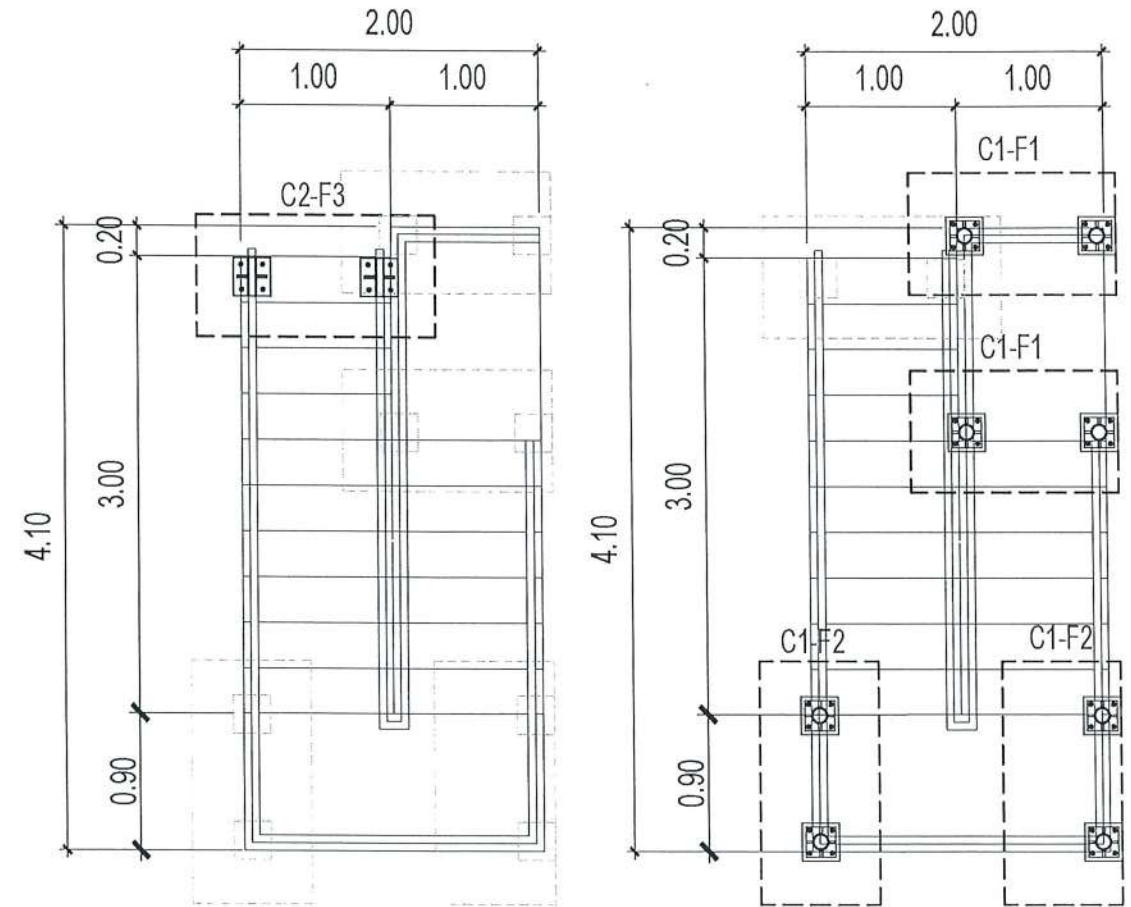
STAIR PLAN

SCALE 1:50 MTS



STAIR FRAMING PLAN

SCALE 1:50 MTS








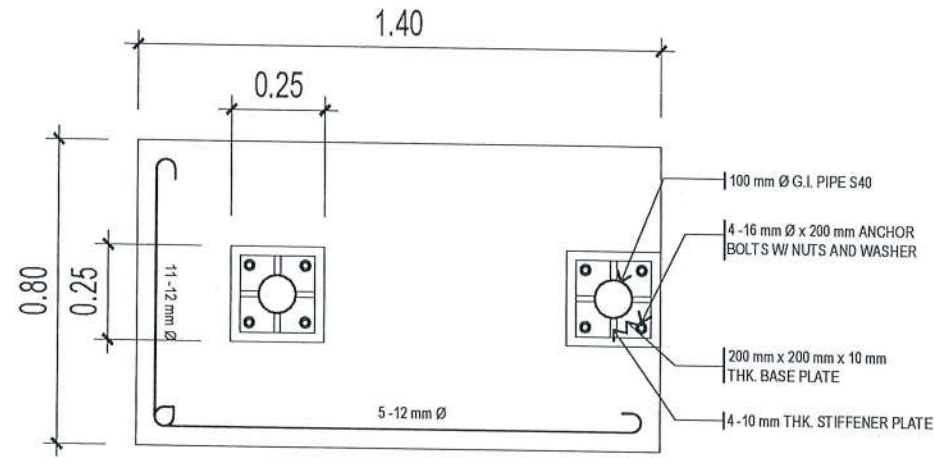
STAIR FOUNDATION PLAN

SCALE 1:50 MTS

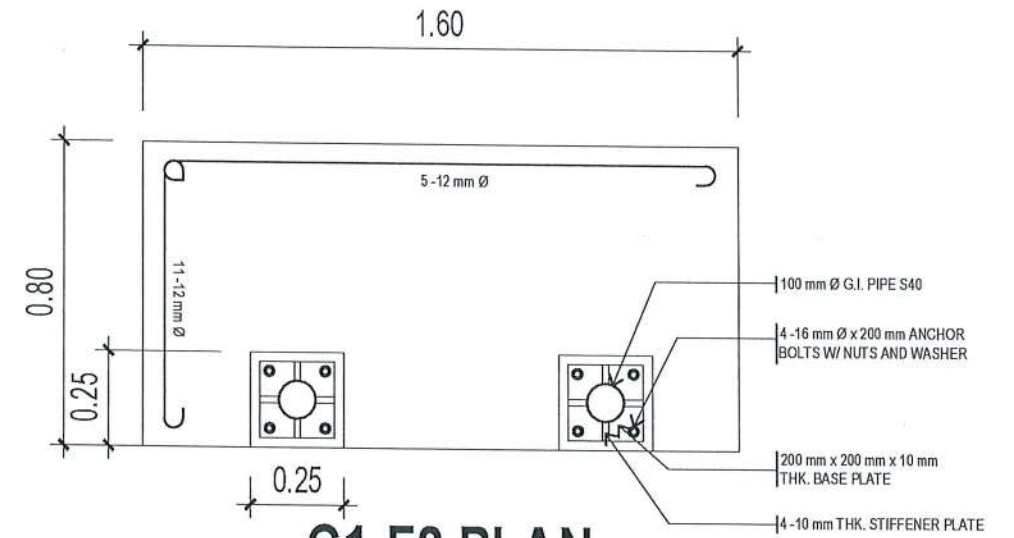


TARLAC STATE UNIVERSITY
Facilities Development and
Management Office
Romulo Boulevard, Tarlac City, Philippines 3300

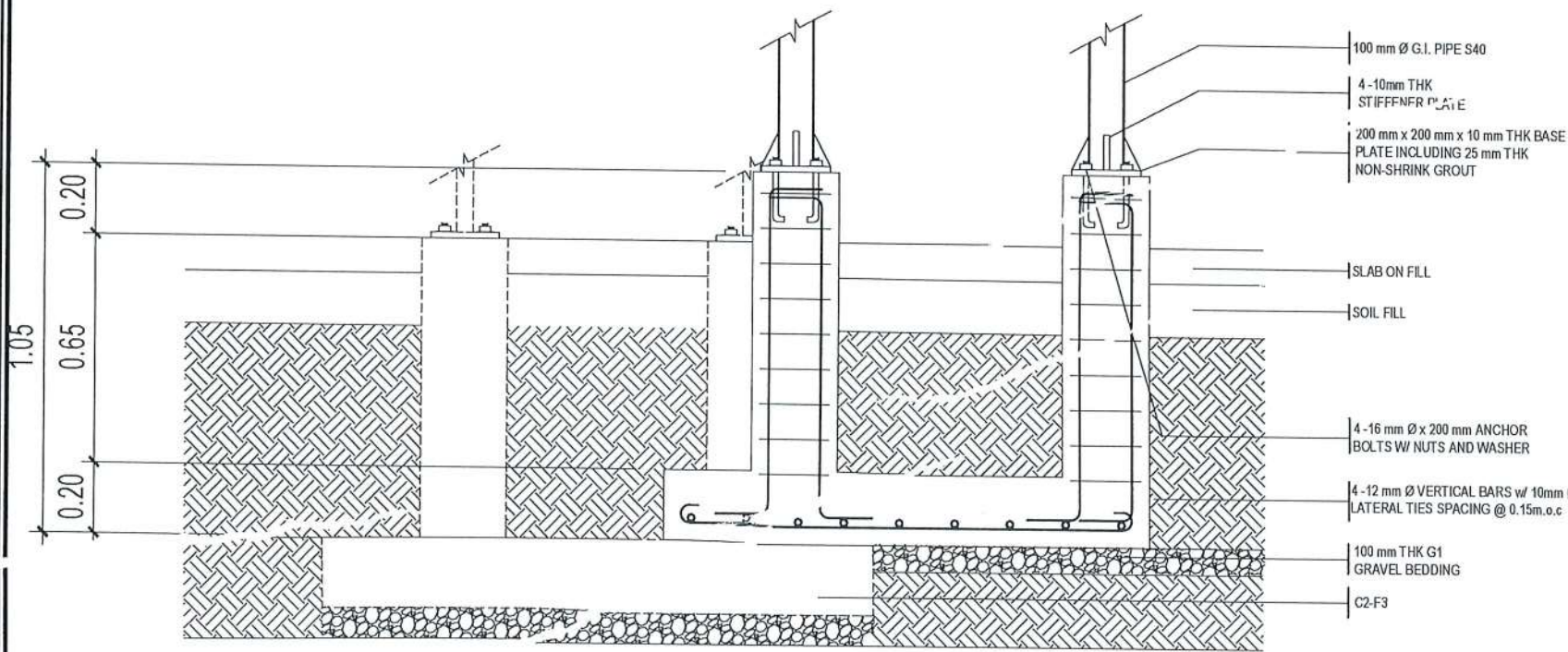
PROJECT TITLE: EXPANSION OF GUARD HOUSE WITH CCTV CONTROL ROOM PROJECT LOCATION: SAN ISIDRO AND LUCINDA EXTENSION CAMPUS	PREPARED BY:  AR. MARK ANTHONY PUNZALAN ARCHITECT, P.Eng.	CERTIFIED BY:  AR. ARLEN M. GUIEB DIRECTOR, OFDM	REQUESTING OFFICE:  DR. JAYSON R. FELIX HEAD, CSU	RECOMMENDING APPROVAL:  ATTY. WILMARK J. RAMOS, DBA VP FOR ADMINISTRATION	APPROVED:  DR. ARNOLD E. VELASCO PRESIDENT	SHEET CONTENTS: AS SHOWN	SHEET NO.: A-10 PAGE NO.: 10/65 DATE:
	DATE:						



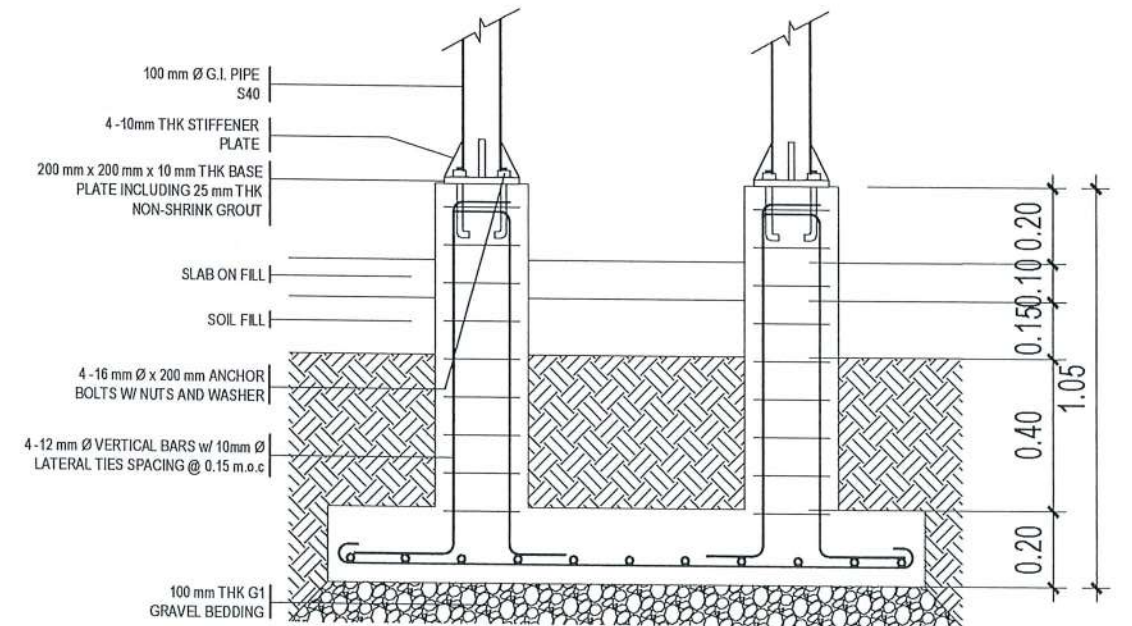
C1-F1 PLAN
SCALE 1:20 MTS



C1-F2 PLAN
SCALE 1:20 MTS



C1-F1 SECTION
SCALE 1:20 MTS

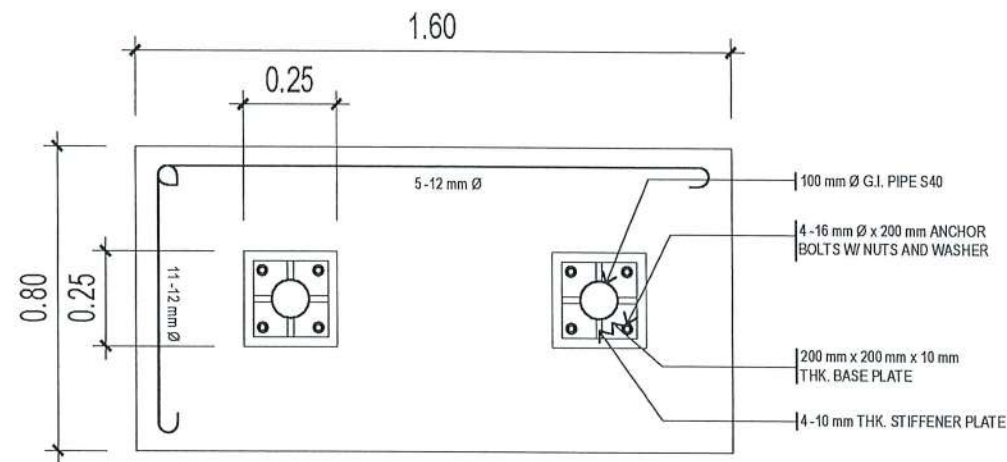


C1-F2 SECTION
SCALE 1:20 MTS



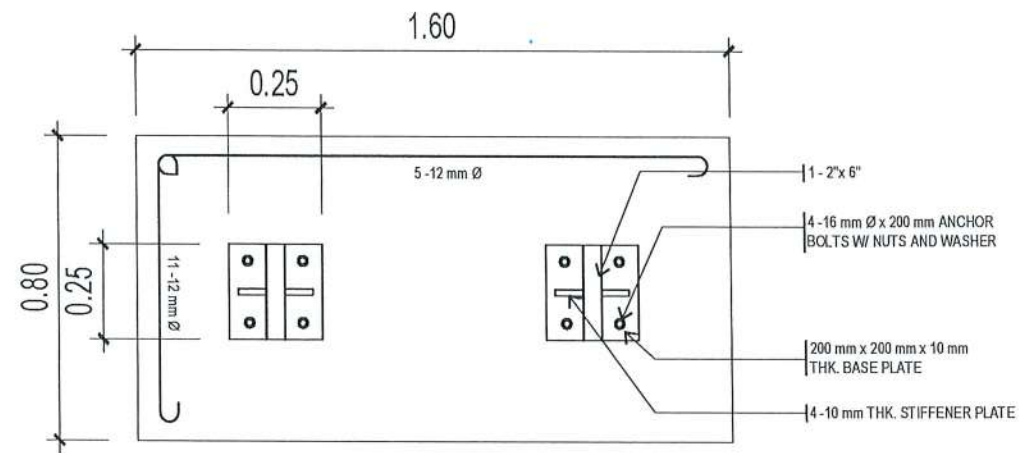
TARLAC STATE UNIVERSITY
Facilities Development and
Management Office
Ranulfo Boulevard, Tarlac City, Philippines 2300

PROJECT TITLE:	EXPANSION OF GUARD HOUSE WITH CCTV CONTROL ROOM	PREPARED BY:	AR. MARK ANTHONY PUNZALAN ARCHITECT, UEDM	CERTIFIED BY:	AR. ARLEN M. GUIEB DIRECTOR, OFDM	REQUESTING OFFICE:	DR. JAYSON R. FELIX HEAD, CSU	RECOMMENDING APPROVAL:	ATTY. WILMARK J. RAMOS, DBA VP FOR ADMINISTRATION	APPROVED:	DR. ARNOLDO E. VELASCO PRESIDENT	SHEET CONTENTS:	AS SHOWN	SHEET NO.:	A-11
PROJECT LOCATION:	SAN ISIDRO AND LUCINDA EXTENSION CAMPUS											DATE:	11/65	PAGE NO.:	11/65



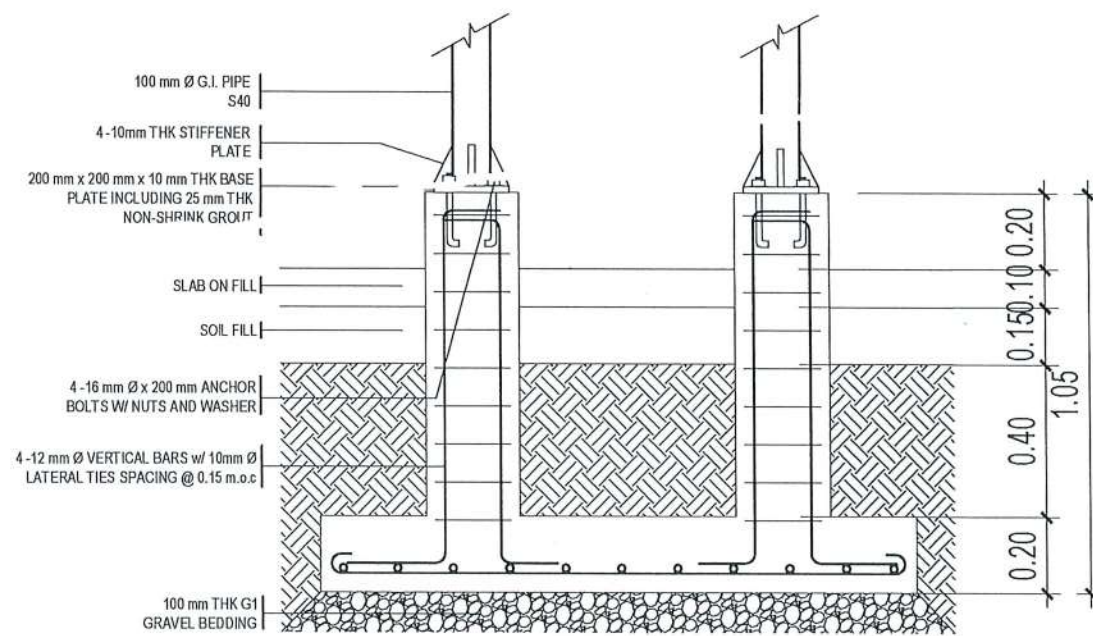
C1-F2 PLAN

SCALE 1:20 MTS



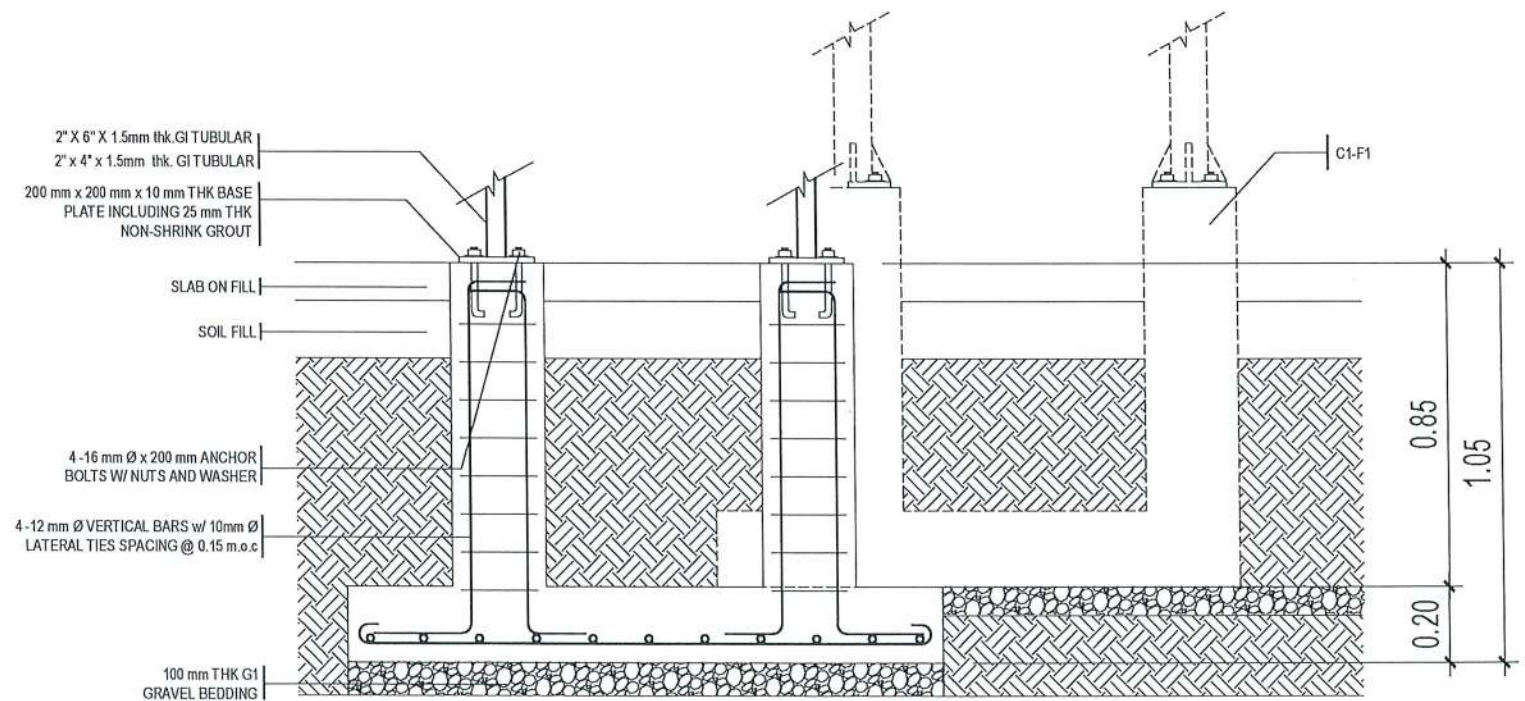
C2-F3 PLAN

SCALE 1:20 MTS



C1-F2 SECTION

SCALE 1:20MTS



C2-F3 SECTION

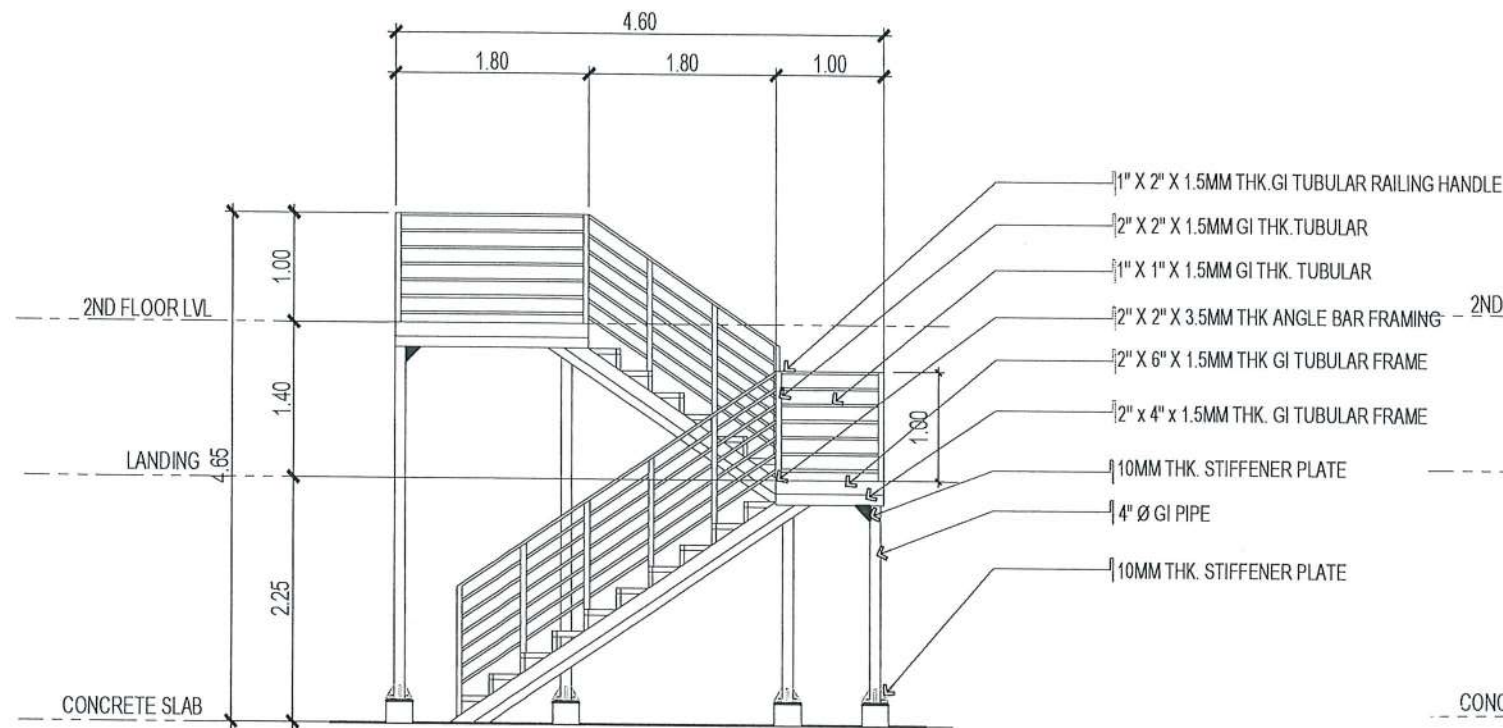
SCALE 1:20MTS



TARLAC STATE UNIVERSITY
Facilities Development and Management Office
Romulo Boulevard, Tarlac City, Philippines 2300

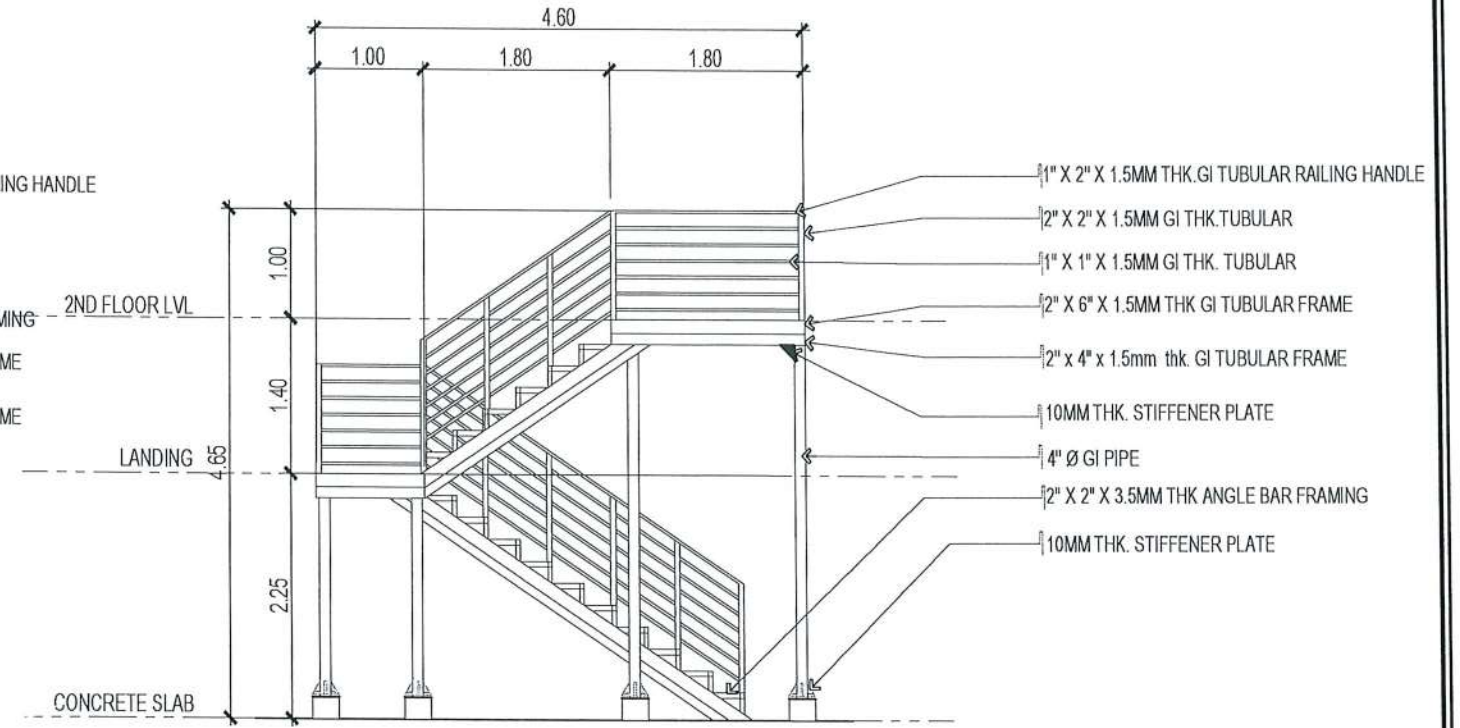
PROJECT TITLE: EXPANSION OF GUARD HOUSE WITH CCTV CONTROL ROOM	PREPARED BY: AR. MARK ANTONY J. PUNZALAN ARCHITECT, OFDM	CERTIFIED BY: AR. ARLEN M. GUIEB DIRECTOR, OFDM	REQUESTING OFFICE: DR. JAYSON R. FELIX HEAD, CSU	RECOMMENDING APPROVAL: ATTY. WILMARK J. RAMOS, DBA VP FOR ADMINISTRATION	APPROVED: DR. ARNOLD E. VELASCO PRESIDENT	SHEET CONTENTS: AS SHOWN	SHEET NO: A-12
PROJECT LOCATION: SAN ISIDRO AND LUCINDA EXTENSION CAMPUS						DATE: 12/65	PAGE NO: 12/65

NOTE:
 - APPLY 2 COATS OF EPOXY PRIMER ON ALL STEEL MEMBERS



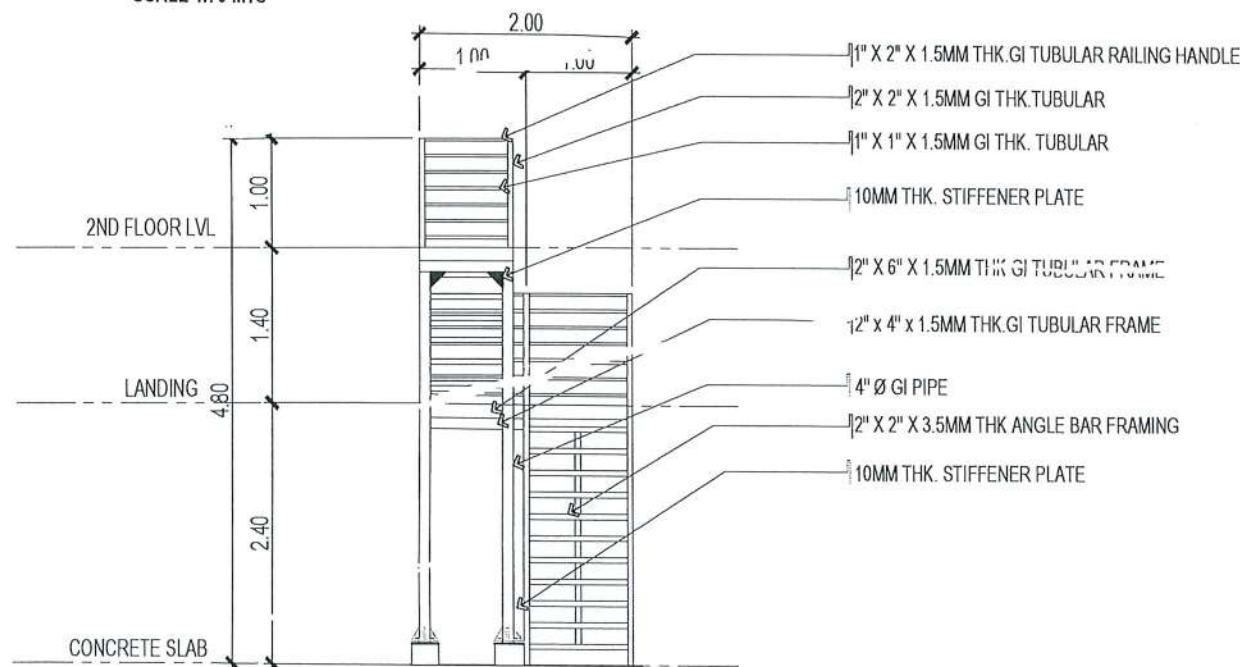
STAIR ELEVATION A

SCALE 1:70 MTS



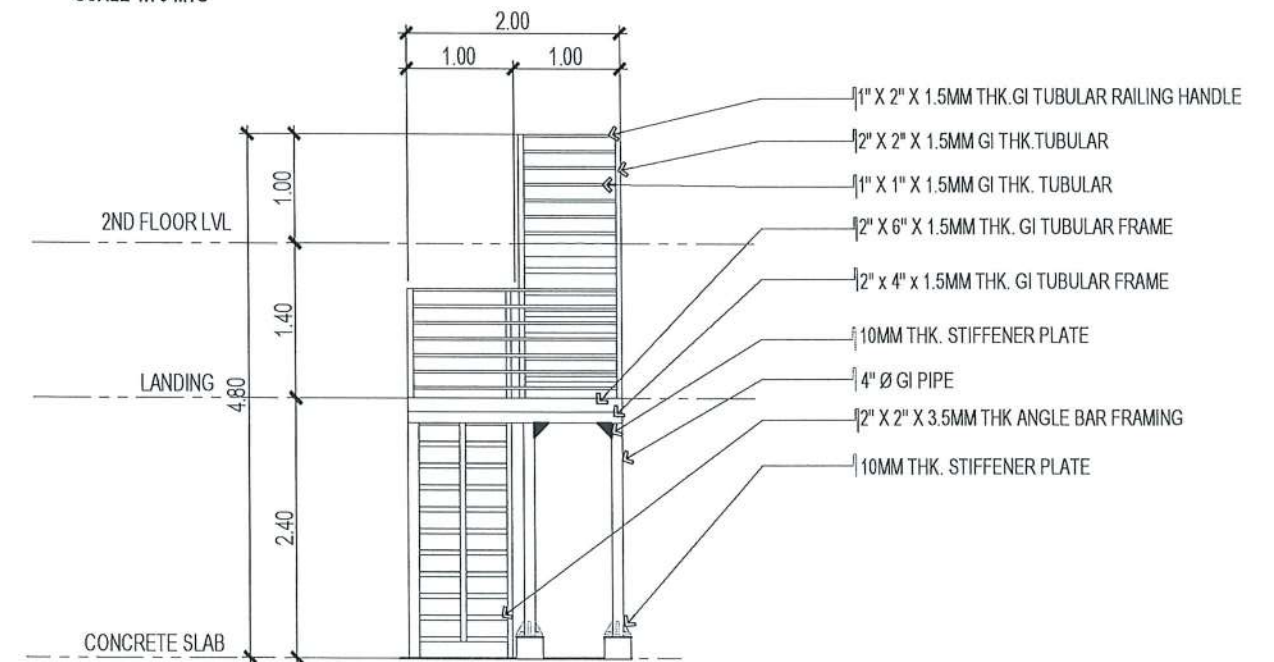
STAIR ELEVATION B

SCALE 1:70 MTS



STAIR ELEVATION C

SCALE 1:70 MTS



STAIR ELEVATION D

SCALE 1:70 MTS



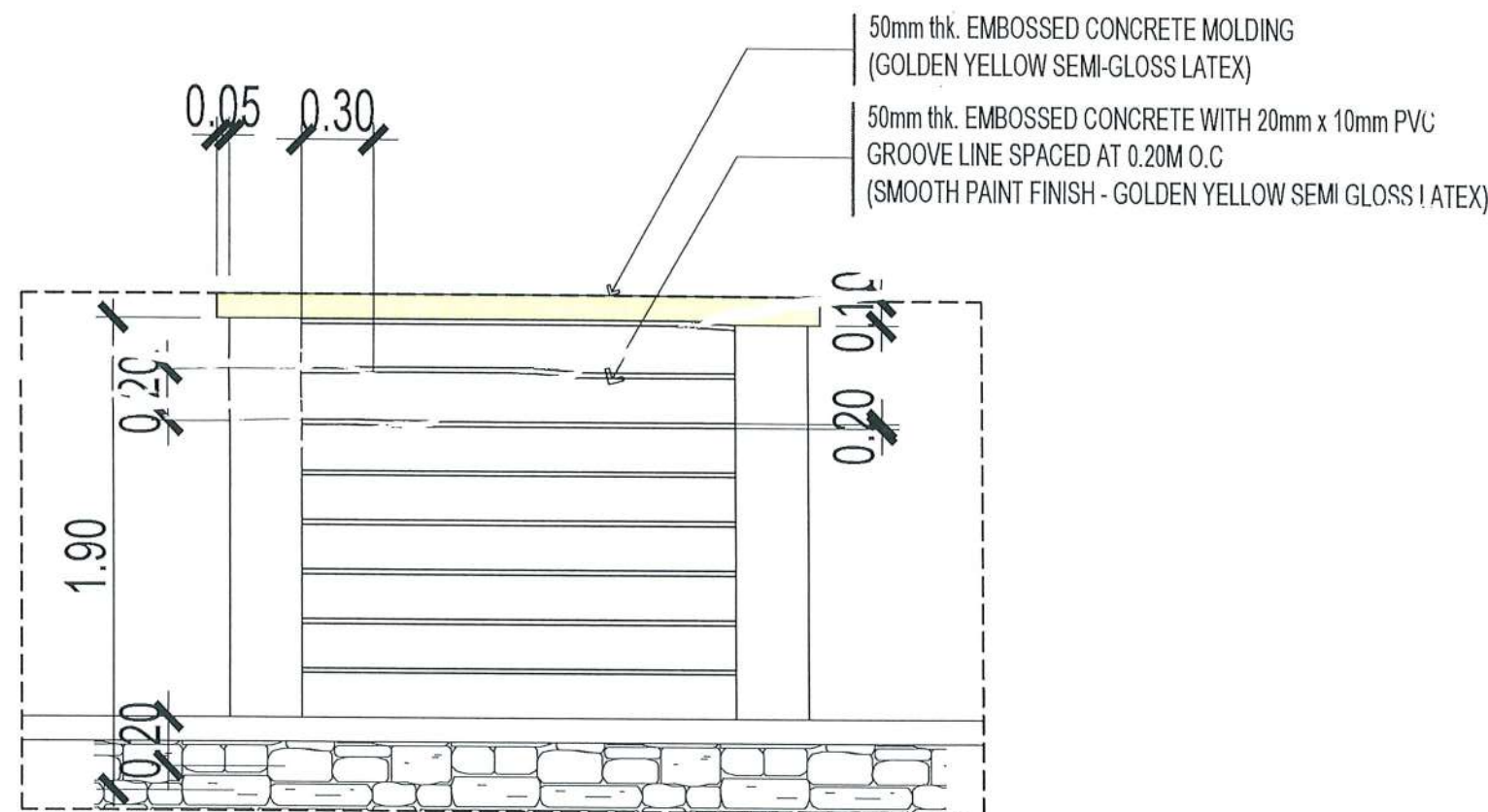
TARLAC STATE UNIVERSITY
 Facilities Development and Management Office
 Romulo Boulevard, Tarlac City, Philippines 2300

PROJECT TITLE: EXPANSION OF GUARD HOUSE WITH CCTV CONTROL ROOM	PREPARED BY:	CERTIFIED BY:	REQUESTING OFFICE:	RECOMMENDING APPROVAL:	APPROVED:	SHEET CONTENTS:	SHEET NO.:
	PROJECT LOCATION: SAN ISIDRO AND LUCINDA EXTENSION CAMPUS	AR. MARK ANTHONY L. PUNZALAN ARCHITECT, I.D.M.	AR. ARLEN M. GUIEB DIRECTOR, OFDM	DR. JAYSON R. FLIK I.D.O. CSU	ATTY. WILMARK J. RAMOS, DBA VP FOR ADMINISTRATION	DR. ARNOLD E. VELASCO PRESIDENT	AS SHOWN DATE: A-13 PAGE NO. 13/65



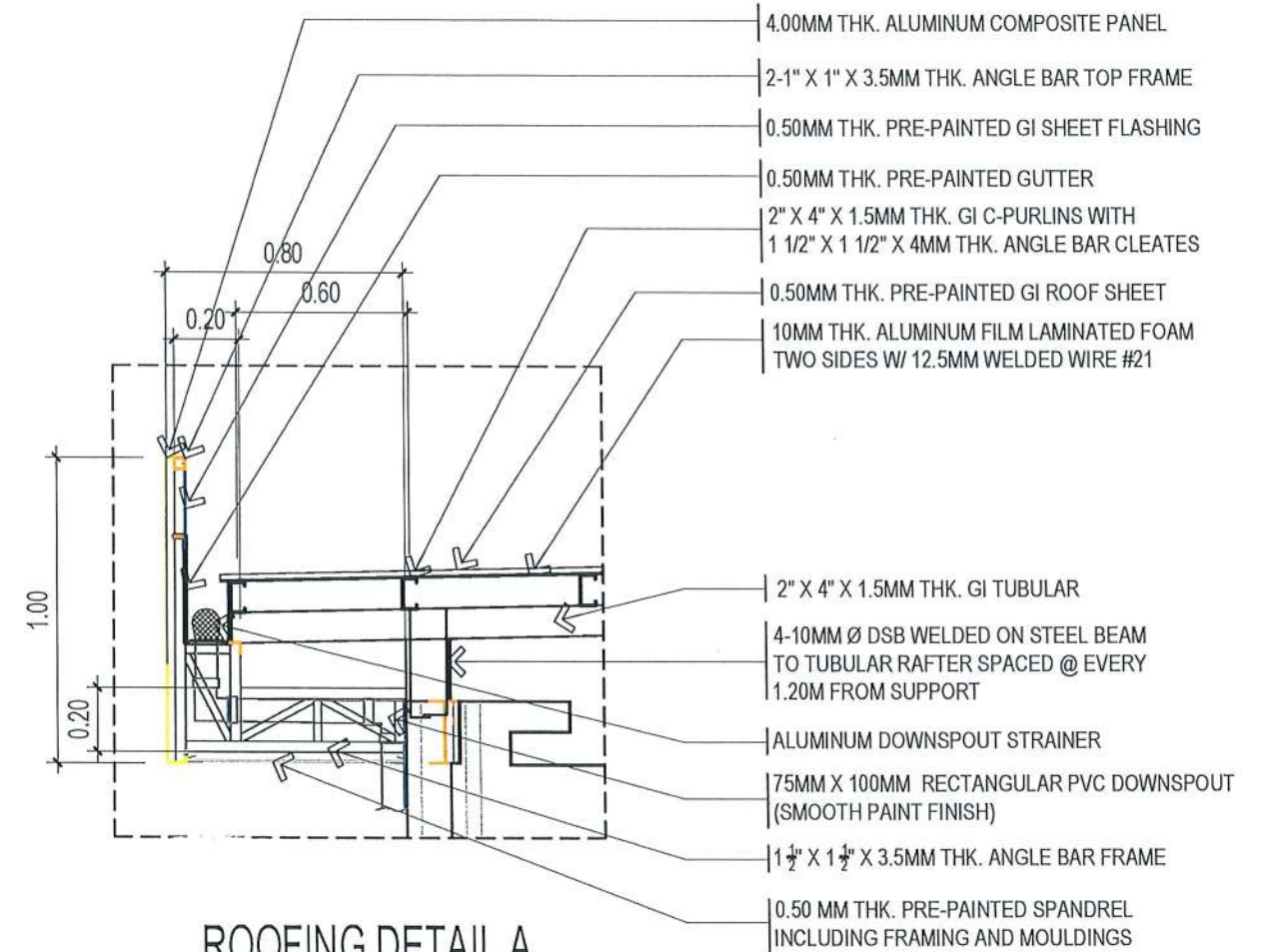
TSU SIGNAGE BLOW UP DETAIL

SCALE 1:20MTS.



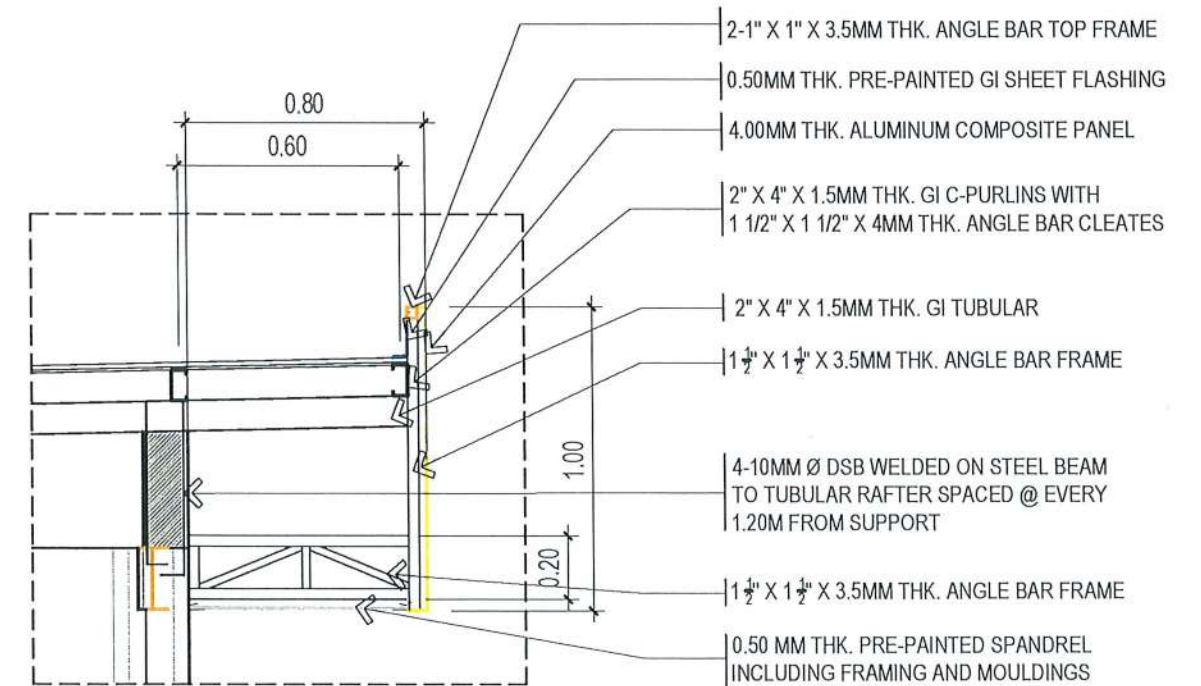
GROOVE BLOW UP DETAIL

SCALE 1:30M



ROOFING DETAIL A

SCALE : 1:25M



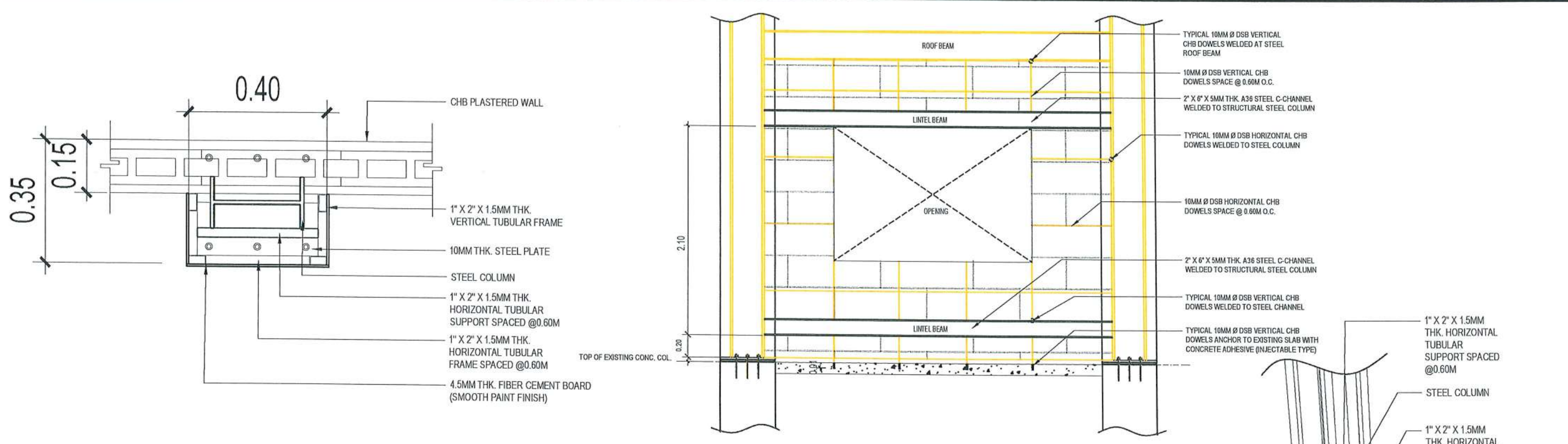
ROOFING DETAIL B

SCALE : 1:25M

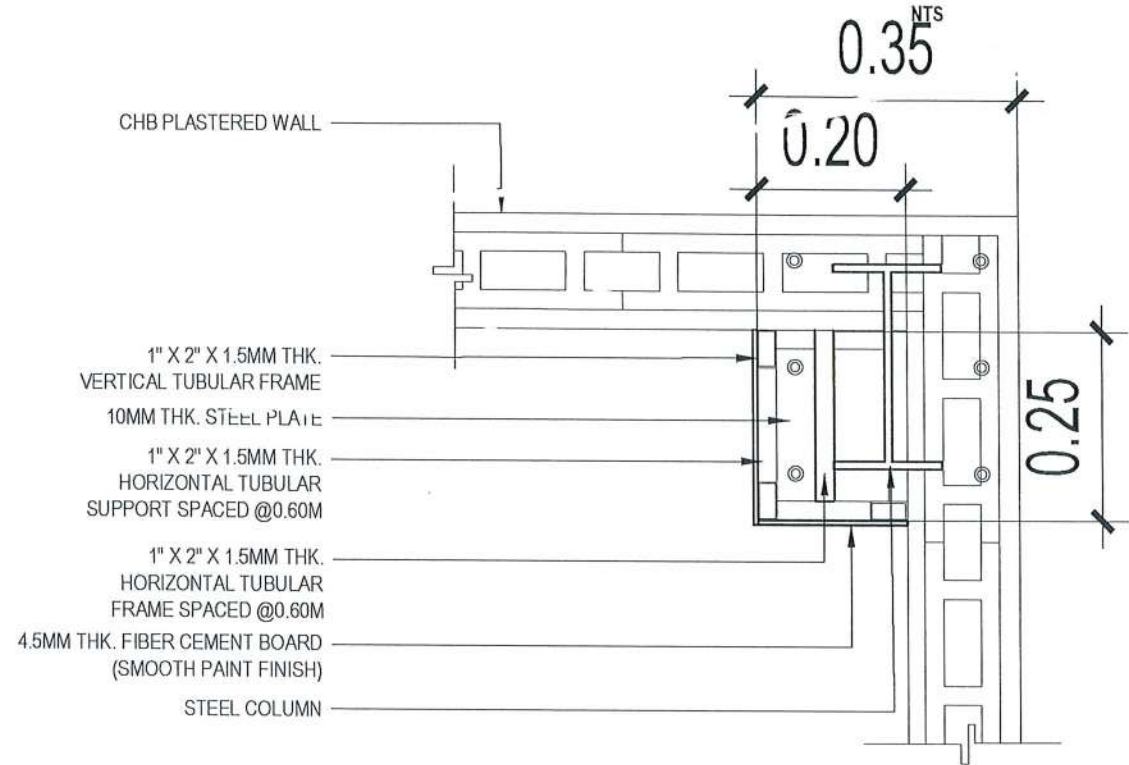


TARLAC STATE UNIVERSITY
Facilities Development and Management Office
Romulo Boulevard, Tarlac City, Philippines 2300

PROJECT TITLE: EXPANSION OF GUARD HOUSE WITH CCTV CONTROL ROOM	PREPARED BY: 	CERTIFIED BY: 	REQUESTING OFFICE: 	RECOMMENDING APPROVAL: 	APPROVED: 	SHEET CONTENTS: AS SHOWN	SHEET NO.: A-14
PROJECT LOCATION: SAN ISIDRO AND LUCINDA EXTENSION CAMPUS	AR. MARK ANTHONY PUNZALAN ARCHITECT, OFDM	AR. ARLEN M. GUIEB DIRECTOR, OFDM	DR. JAYSON R. FELIX VP FOR ADMINISTRATION	ATTY. WILMARK J. RAMOS, DBA VP FOR ADMINISTRATION	DR. ARNOLD E. VELASCO PRESIDENT	DATE:	PAGE NO.: 14/65

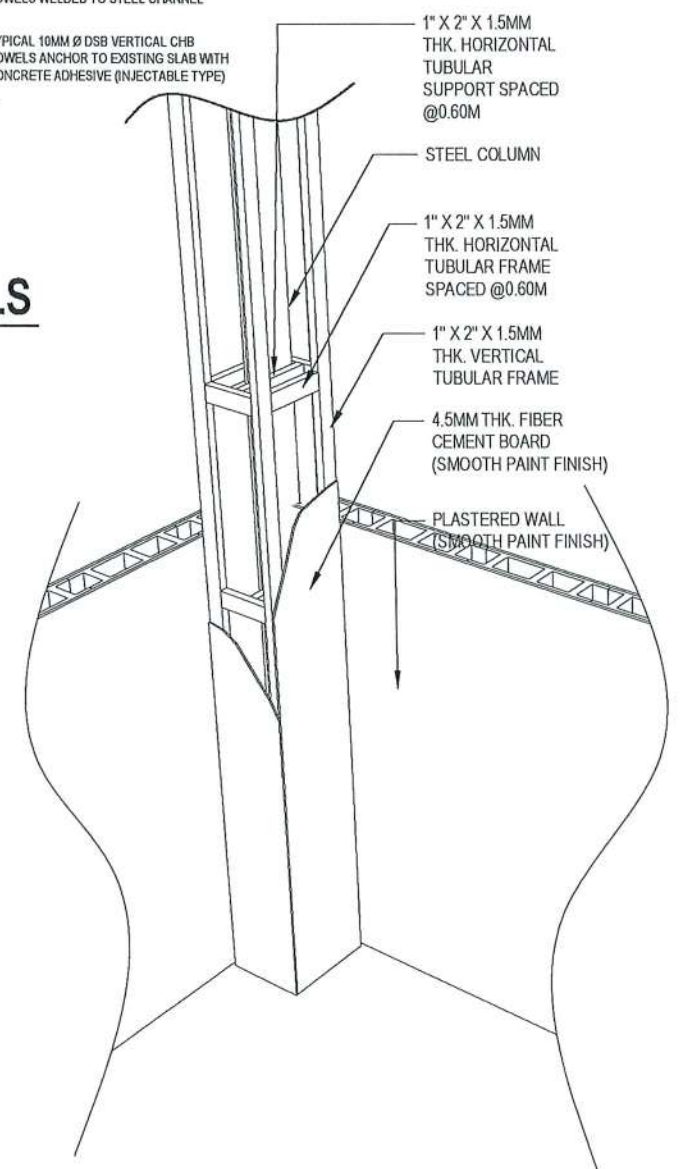


TYPICAL MASONRY AND LINTEL BEAM DETAILS




FALSE COLUMN PLAN DETAIL

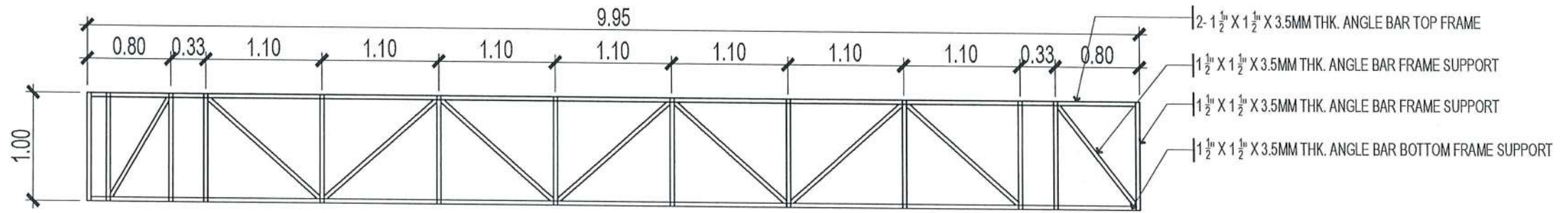
SCALE 1:10 MTS.



FALSE COLUMN ISOMETRIC DETAIL

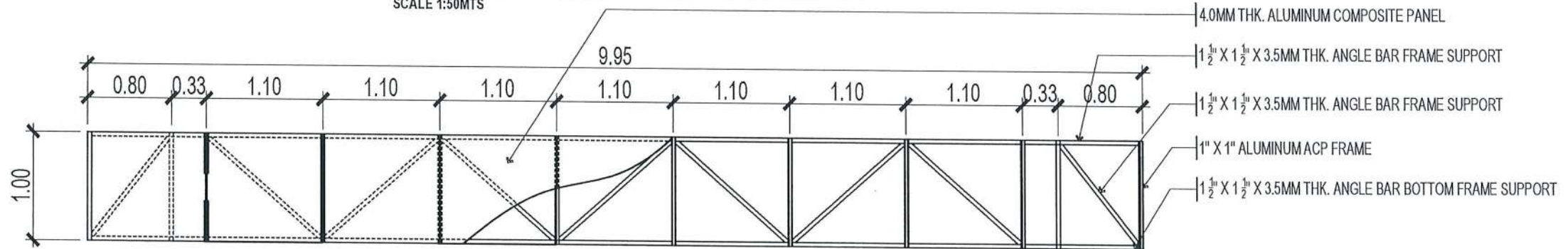
NTS

 TARLAC STATE UNIVERSITY Facilities Development and Management Office Romulo Boulevard, Tarlac City, Philippines 2300	PROJECT TITLE:	EXPANSION OF GUARD HOUSE WITH CCTV CONTROL ROOM	PREPARED BY:	AR. MARK ANTHONAL PUNZALAN ARCHITECT	CERTIFIED BY:	AR. ARLEN M. GUIEB DIRECTOR, OFDM	REQUESTING OFFICE:	DR. JAYSON R. FELIX HEAD, CSU	RECOMMENDING APPROVAL:	ATTY. WILMARK J. RAMOS, DBA VP FOR ADMINISTRATION	APPROVED:	DR. ARNOLD E. VELASCO PRESIDENT	SHEET CONTENTS:	AS SHOWN	SHEET NO:	A-15
	PROJECT LOCATION:	SAN ISIDRO AND LUCINDA EXTENSION CAMPUS														
	DATE:															
														PAGE NO:	15/65	



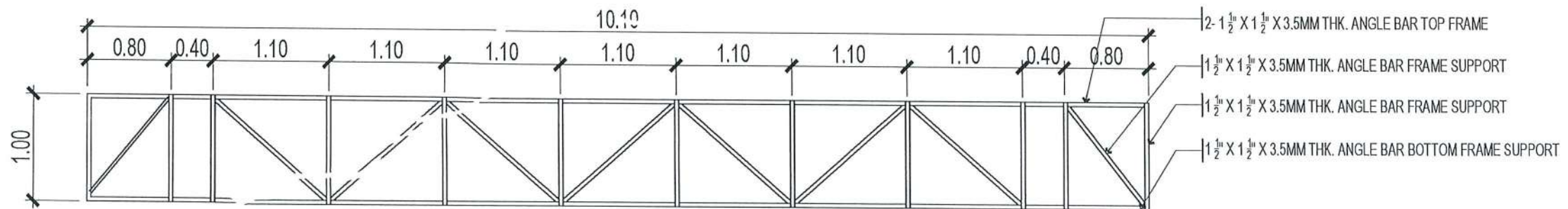
ACP MAIN FRAME DETAIL A

SCALE 1:50MTS



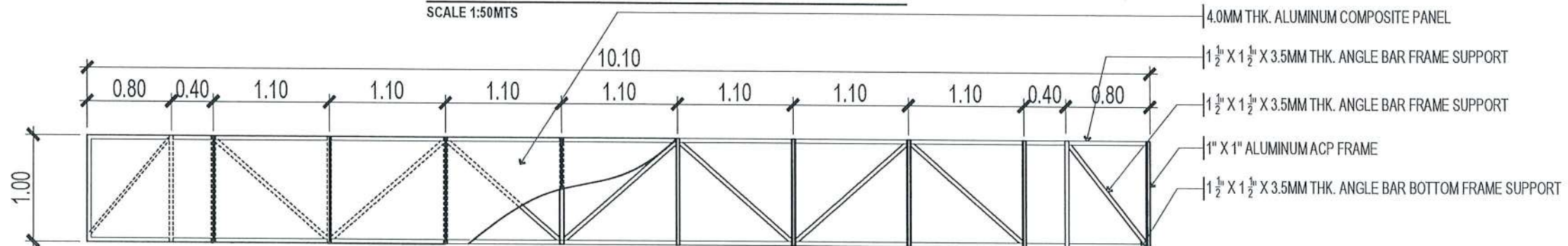
ACP SUB FRAME DETAIL A

SCALE 1:50MTS



ACP MAIN FRAME DETAIL B

SCALE 1:50MTS




ACP SUB FRAME DETAIL B

SCALE 1:50MTS

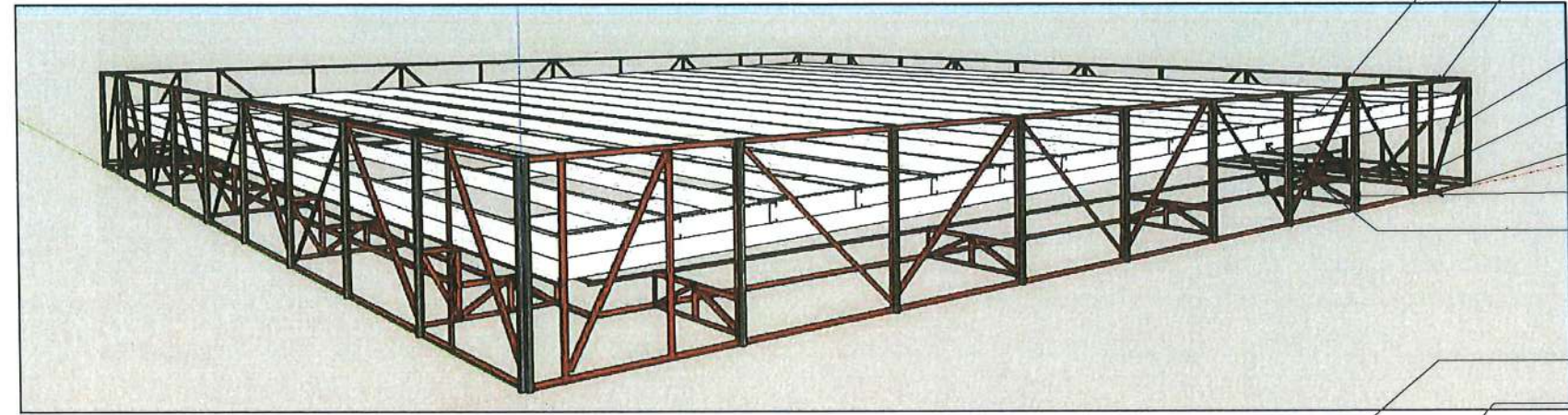


TARLAC STATE UNIVERSITY
Facilities Development and Management Office
Remulo Boulevard, Tarlac City, Philippines 2300

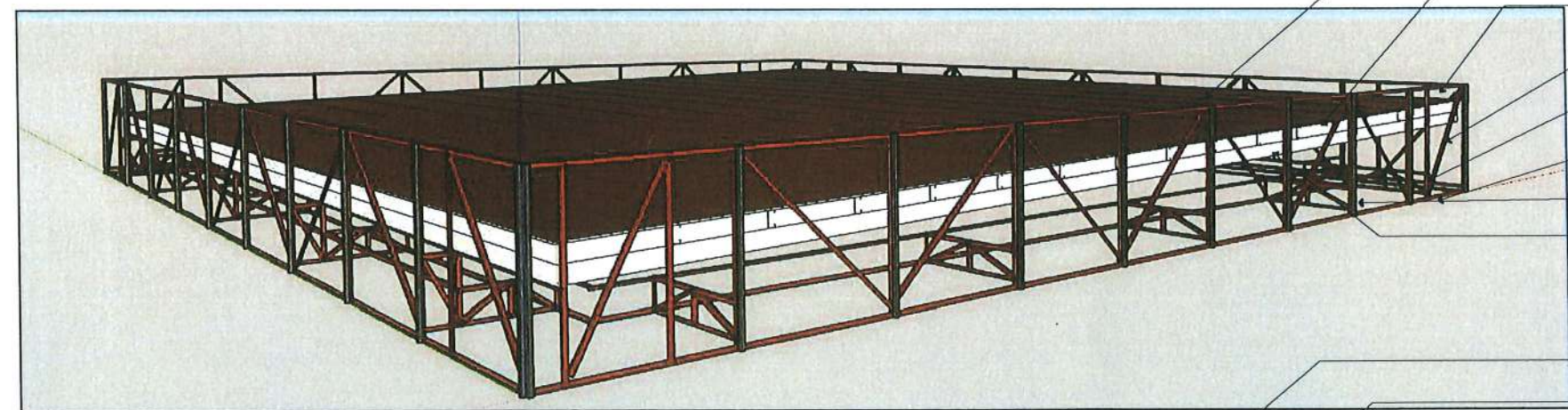
PROJECT TITLE: EXPANSION OF GUARD HOUSE WITH CCTV CONTROL ROOM	PREPARED BY: AR. MARK ANTHONY PUNZALAN ARCHITECT/OFDM	CERTIFIED BY: AR. ARLEN M. GUIAB DIRECTOR, OFDM	REQUESTING OFFICE: DR. JAYSON R. HELIX VP FOR ADMINISTRATION	RECOMMENDING APPROVAL: ATTY. WILMARK J. RAMOS, DBA VP FOR ADMINISTRATION	APPROVED: DR. ARNOLD E. VELASCO PRESIDENT	SHEET CONTENTS: AS SHOWN	SHEET NO: A-16
PROJECT LOCATION: SAN ISIDRO AND LUCINDA EXTENSION CAMPUS						DATE:	PAGE NO: 16/65



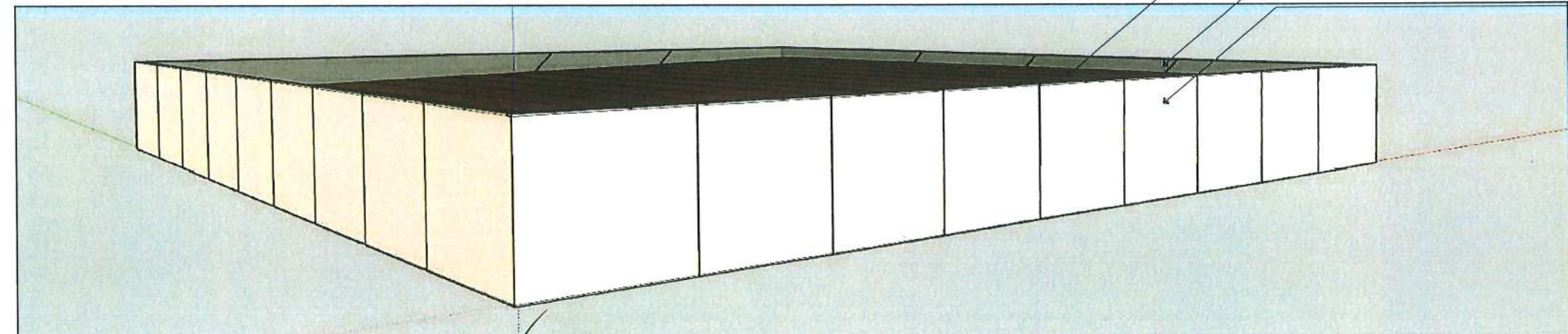
- 2-1 1/2" X 1 1/2" X 3.5MM THK. ANGLE BAR TOP FRAME
- 1 1/2" X 1 1/2" X 3.5MM THK. ANGLE BAR FRAME SUPPORT
- 1 1/2" X 1 1/2" X 3.5MM THK. ANGLE BAR FRAME SUPPORT
- 1 1/2" X 1 1/2" X 3.5MM THK. ANGLE BAR BOTTOM FRAME SUPPORT
- 1" X 1" ALUMINUM ACP FRAME



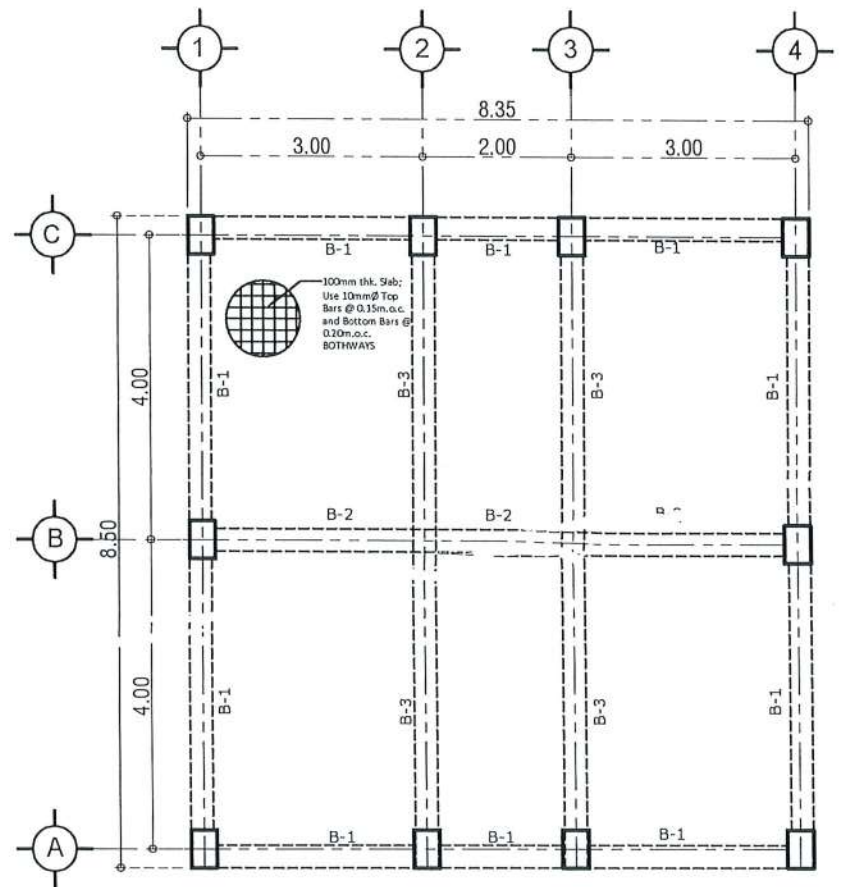
- 2" X 4" X 1.5MM THK. GI C-PURLINS WITH 1 1/2" X 1 1/2" X 4MM THK. ANGLE BAR CLEATES
- 2-1 1/2" X 1 1/2" X 3.5MM THK. ANGLE BAR TOP FRAME
- 1 1/2" X 1 1/2" X 3.5MM THK. ANGLE BAR FRAME SUPPORT
- 1 1/2" X 1 1/2" X 3.5MM THK. ANGLE BAR FRAME SUPPORT
- 1 1/2" X 1 1/2" X 3.5MM THK. ANGLE BAR BOTTOM FRAME SUPPORT
- 1" X 1" ALUMINUM ACP FRAME
- 2" X 4" X 1.5MM THK. GI TUBULAR



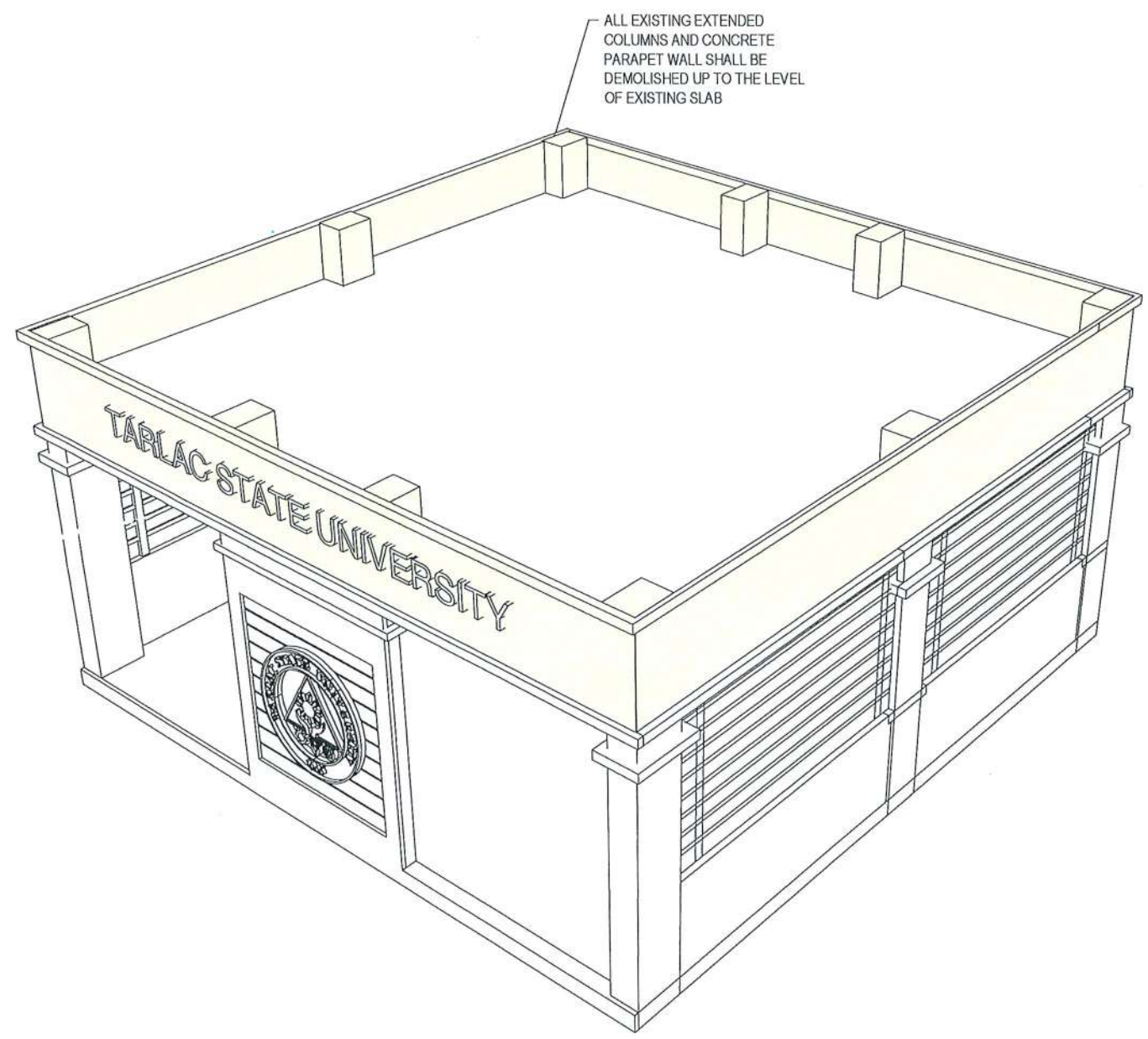
- 0.50MM THK. PRE-PAINTED GI ROOF SHEET
- 2" X 4" X 1.5MM THK. GI C-PURLINS WITH 1 1/2" X 1 1/2" X 4MM THK. ANGLE BAR CLEATES
- 2-1 1/2" X 1 1/2" X 3.5MM THK. ANGLE BAR TOP FRAME
- 1 1/2" X 1 1/2" X 3.5MM THK. ANGLE BAR FRAME SUPPORT
- 1 1/2" X 1 1/2" X 3.5MM THK. ANGLE BAR FRAME SUPPORT
- 1 1/2" X 1 1/2" X 3.5MM THK. ANGLE BAR BOTTOM FRAME SUPPORT
- 1" X 1" ALUMINUM ACP FRAME
- 2" X 4" X 1.5MM THK. GI TUBULAR
- 0.50MM THK. PRE-PAINTED GI ROOF SHEET
- 0.50MM THK. PRE-PAINTED GI SHEET FLASHING
- 4.00MM THK. ALUMINUM COMPOSITE PANEL



PROJECT TITLE: EXPANSION OF GUARD HOUSE WITH CCTV CONTROL ROOM	PREPARED BY: AR. MARK ANTHONY L. NUNZALAN ARCHITECT/TEAM	CERTIFIED BY: AR. ARLEN M. GUIEB DIRECTOR, OFDM	REQUESTING OFFICE: DR. JAYSON H. FELIX HEAD, CSU	RECOMMENDING APPROVAL: ATTY. WILMARK J. RAMOS, DBA VP FOR ADMINISTRATION	APPROVED: DR. ARNOLD E. VELASCO PRESIDENT	SHEET CONTENTS: AS SHOWN DATE:	SHEET NO: A-17 PAGE NO: 17/65
PROJECT LOCATION: SAN ISIDRO AND LUCINDA EXTENSION CAMPUS							



EXISTING PLAN
SECOND FLOOR FRAMING PLAN
 SCALE 1:100M

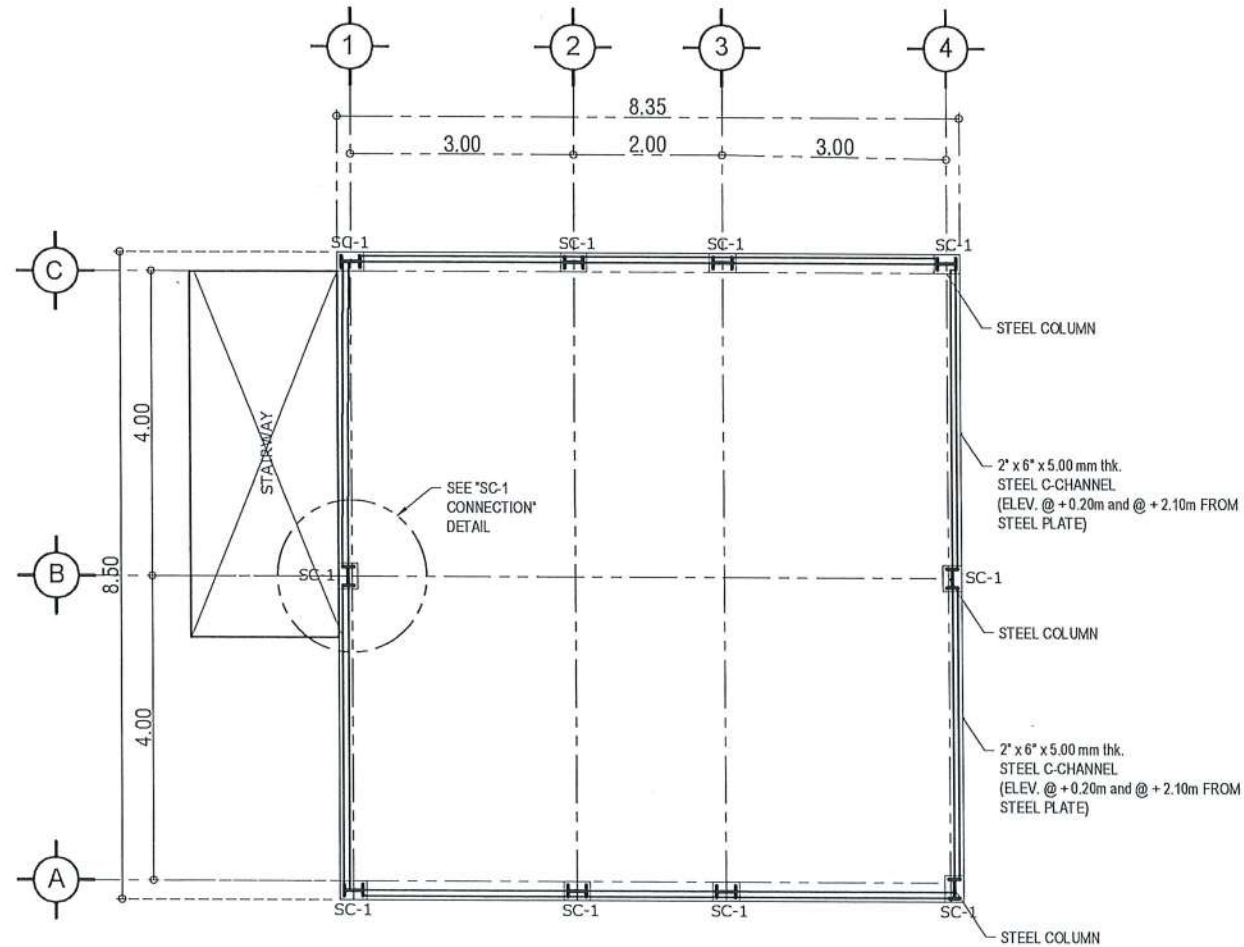


EXISTING PLAN
SECOND FLOOR ISOMETRIC PLAN
 SCALE 1:100M



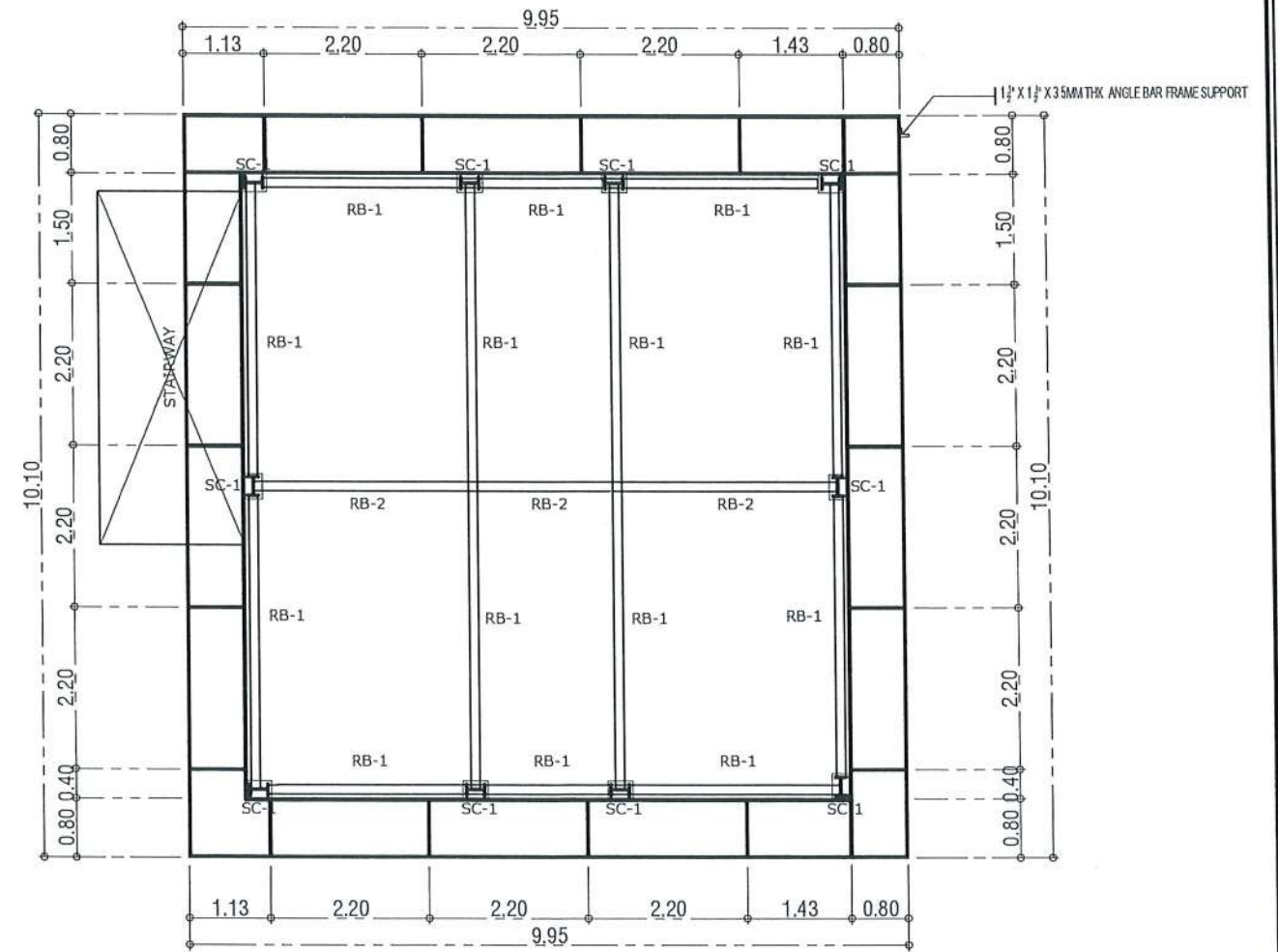
PROJECT TITLE: EXPANSION OF GUARD HOUSE WITH CCTV CONTROL ROOM PROJECT LOCATION: SAN ISIDRO AND LUCINDA EXTENSION CAMPUS	PREPARED BY: ENGR. ALEXANDER JHON S. TABAQUERO CIVIL ENGINEER, OFDM	CERTIFIED BY: AR. ARLEN M. GUIEB DIRECTOR, OFDM	REQUESTING OFFICE: DR. JAYSON R. FELIX HEAD, CSU	RECOMMENDING APPROVAL: ATTY. WILMARK J. RAMOS, DBA VP FOR ADMINISTRATION	APPROVED: DR. ARNOLD E. VELASCO PRESIDENT	SHEET CONTENTS: AS SHOWN DATE:	SHEET NO: S-02 PAGE NO: 19/65
--	---	---	--	--	---	--------------------------------------	--

NOTE:
PROVIDE 10MM Ø VERTICAL REINFORCEMENT DOWELS.



PROPOSED
SECOND FLOOR STRUCTURAL PLAN
SCALE 1:100M

NOTE:
APPLY 2 COATS OF EPOXY PRIMER ON ALL STEEL FRAME MEMBERS INCLUDING WELDING CONNECTIONS.

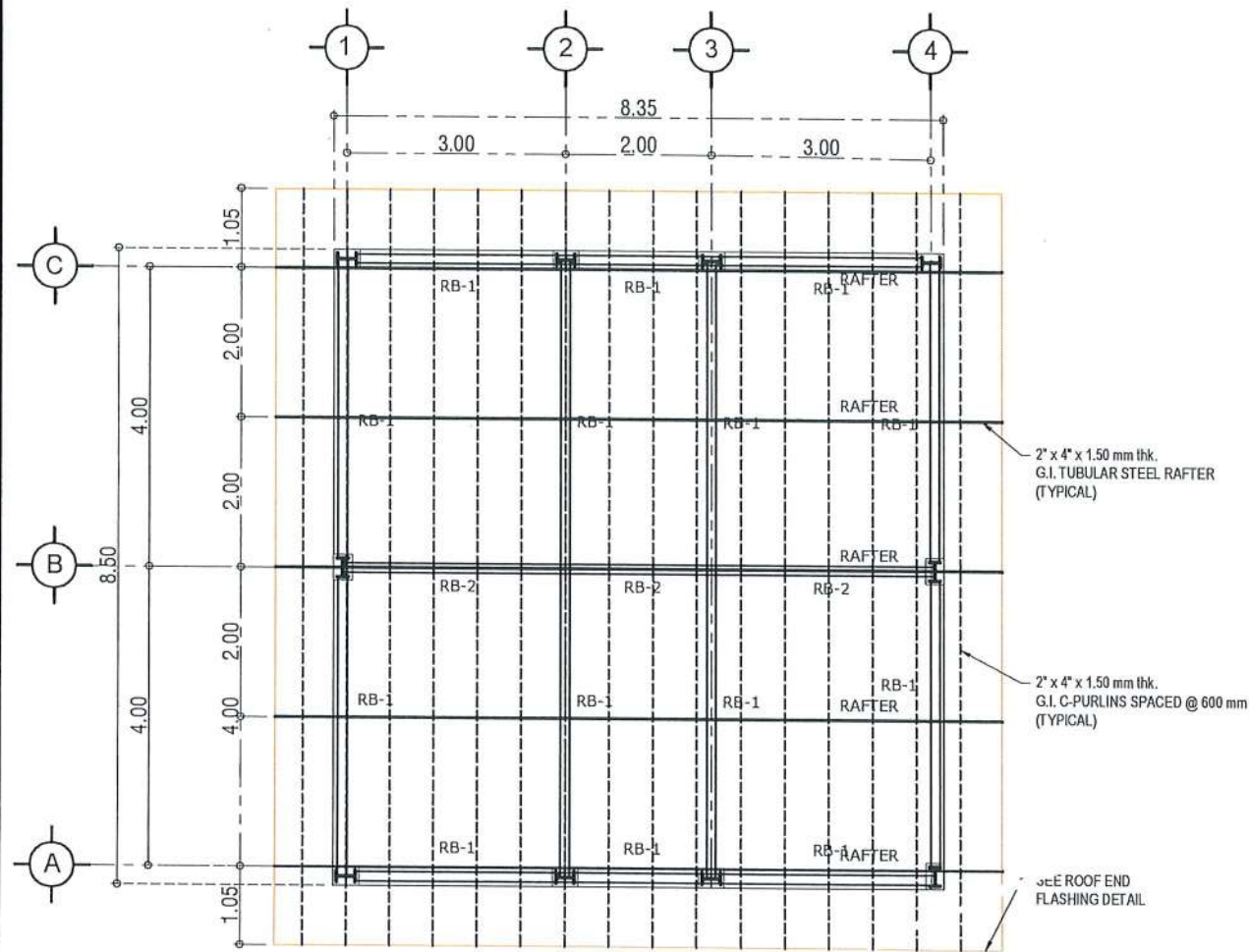


PROPOSED
ROOF BEAM PLAN
SCALE 1:100M



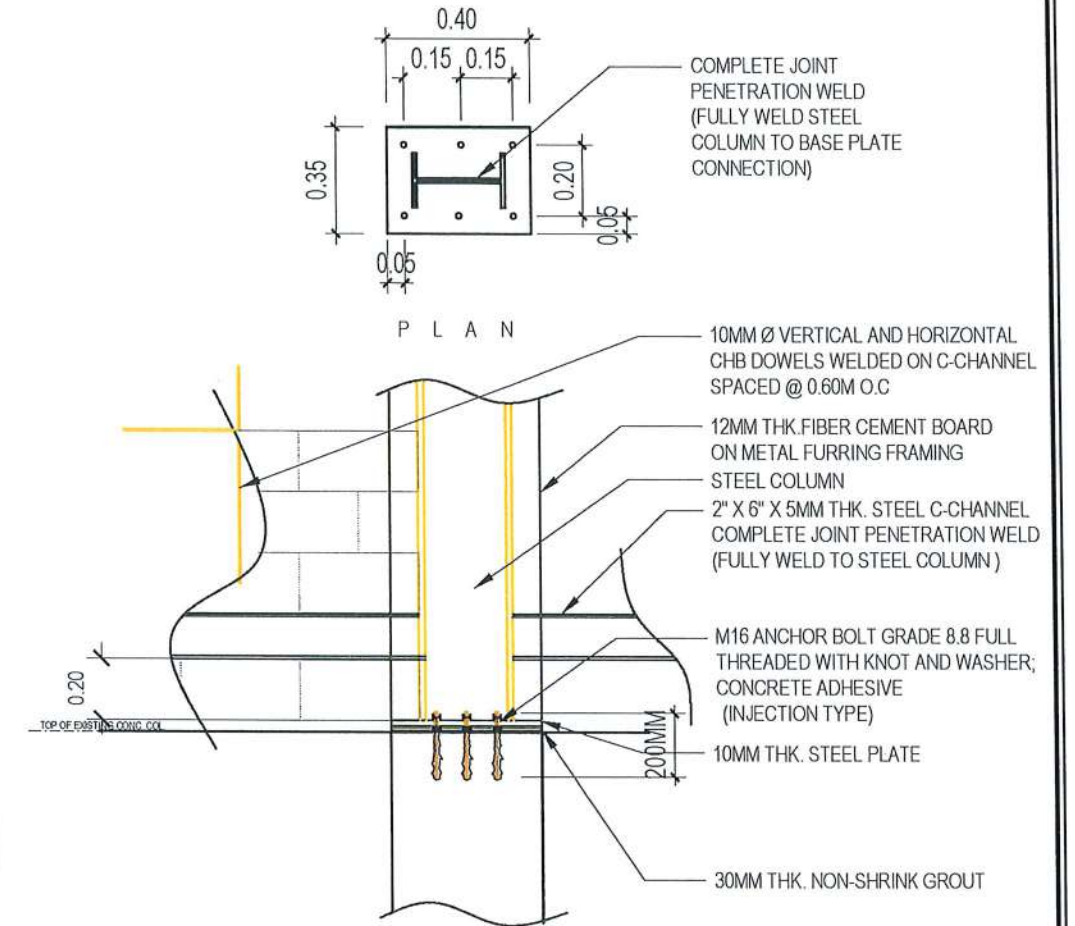
TARLAC STATE UNIVERSITY
Facilities Development and
Management Office
Romulo Boulevard, Tarlac City, Philippines 2300

PROJECT TITLE: EXPANSION OF GUARD HOUSE WITH CCTV CONTROL ROOM	PREPARED BY: 	CERTIFIED BY: 	REQUESTING OFFICE: 	RECOMMENDING APPROVAL: ATTY. WILMARK J. RAMOS, DBA VP FOR ADMINISTRATION	APPROVED: 	SHEET CONTENTS: AS SHOWN	SHEET NO: S-03
PROJECT LOCATION: SAN ISIDRO AND LUCINDA EXTENSION CAMPUS	ENGR. ALEXANDER JHON S. TABAQUERO CIVIL ENGINEER, OFDM	AR. ARLEN M. GUIEB DIRECTOR, OFDM	DR. JAYSON R. FELIX HEAD, CSU		DR. ARNOLD E. VELASCO PRESIDENT	DATE:	PAGE NO: 20/65



PROPOSED
ROOF FRAMING PLAN
SCALE 1:100M

SCHEDULE OF STEEL COLUMN	
SCALE:	NTS
W10 X 22 SC-1	
SCHEDULE OF STEEL BEAMS	
SCALE:	NTS
W8 X 18 RB-1	
W10 X 22 RB-2	



SC-1 CONNECTION DETAIL
SCALE: 1:25M

DESIGNATION dxw	WEIGHT W kg/m	AREA A mm ²	DEPTH H mm	WEB THICKNESS t _w mm	FLANGE WIDTH b _f mm	FLANGE THICKNESS t _f mm	r _f	ELASTIC PROPERTIES					
								A x i s X - X			A x i s Y - Y		
								I x10 ³ mm ⁴	S x10 ³ mm ³	r mm	I x10 ³ mm ⁴	S x10 ³ mm ³	r mm
W10 x 22	32.9	4,187	258.3	6.1	146.1	9.1	38.35	49,115	380.3	108.31	4,745	65.0	33.66
W8 x 18	26.7	3,394	206.8	5.8	133.4	8.4	35.31	25,765	249.2	87.13	3,317	49.7	31.26



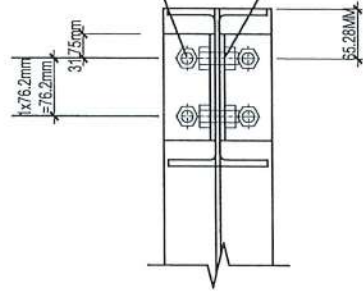
TARLAC STATE UNIVERSITY
Facilities Development and
Management Office
Romulo Boulevard, Tarlac City, Philippines 2300

PROJECT TITLE: EXPANSION OF GUARD HOUSE WITH CCTV CONTROL ROOM	PREPARED BY: ENGR. ALEXANDER JHON S. TABAQUERO CIVIL ENGINEER, OFDM	CERTIFIED BY: ATTY. WILMARK J. RAMOS, DBA VP FOR ADMINISTRATION	REQUESTING OFFICE: DR. ARNOLD E. VELASCO PRESIDENT	RECOMMENDING APPROVAL:	APPROVED:	SHEET CONTENTS: AS SHOWN	SHEET NO: S-04
PROJECT LOCATION: SAN ISIDRO AND LUCINDA EXTENSION CAMPUS						DATE:	PAGE NO: 21/65

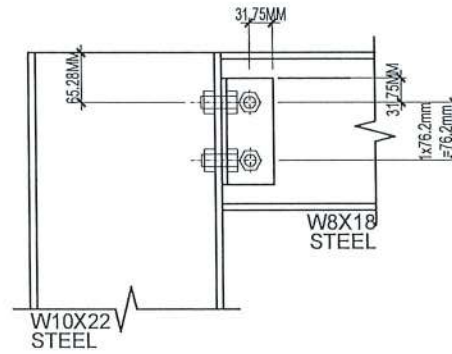
W10X22 STEEL COLUMN TO W8X18 STEEL BEAM (FLANGE TO WEB CONNECTION)

2 Bolts: M16 A325M-N
Hole type (connector): STD
Hole type (support): STD

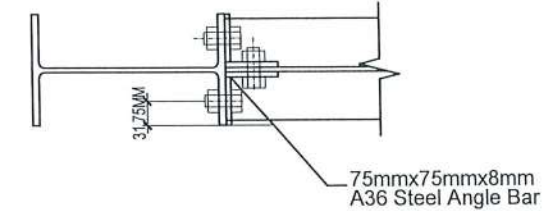
2 Bolts: M16 A325M-N
Hole type (connector): STD
Hole type (beam): STD



Front view



Lateral view

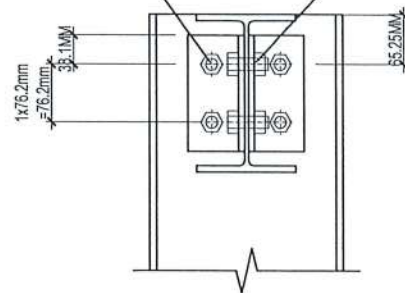


Top view

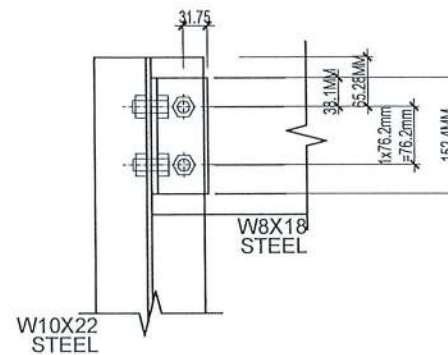
W10X22 STEEL COLUMN TO W8X18 STEEL BEAM (WEB TO WEB CONNECTION)

2 Bolts: M16 A325M-N
Hole type (connector): STD
Hole type (support): STD

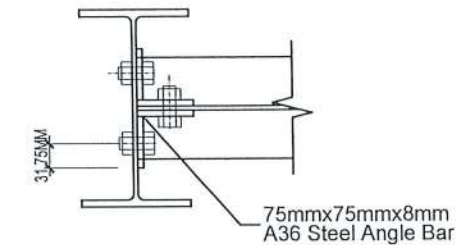
2 Bolts: M16 A325M-N
Hole type (connector): STD
Hole type (beam): STD



Front view



Lateral view



Top view



TARLAC STATE UNIVERSITY
Facilities Development and
Management Office
Romulo Boulevard, Tarlac City, Philippines 2300

PROJECT TITLE:
EXPANSION OF GUARD HOUSE WITH
CCTV CONTROL ROOM

PROJECT LOCATION:
SAN ISIDRO AND LUCINDA EXTENSION CAMPUS

PREPARED BY:

ENGR. ALEXANDER JHON S. TABAQUERO
CIVIL ENGINEER, OFDM

CERTIFIED BY:

AR. ARLEN M. GUIEB
DIRECTOR, OFDM

REQUESTING OFFICE:

DR. JAYSON R. FELIX
HEAD, CSU

RECOMMENDING APPROVAL:

ATTY. WILMARK J. RAMOS, DBA
VP FOR ADMINISTRATION

APPROVED:

DR. ARNOLD E. VELASCO
PRESIDENT

SHEET CONTENTS:
AS SHOWN

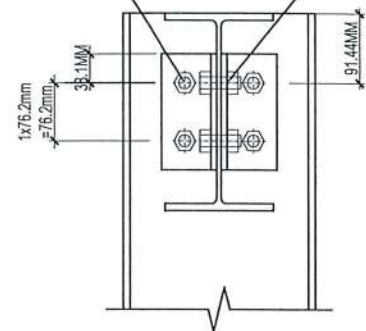
SHEET NO.:
S-05

PAGE NO.:
22/65

DATE:

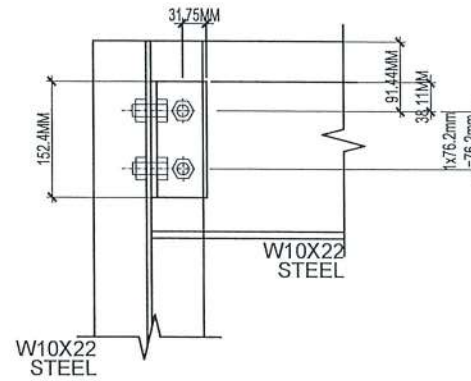
W10X22 STEEL COLUMN TO W10X22 STEEL BEAM (WEB TO WEB CONNECTION)

2 Bolts: M16 A325M-N
Hole type (connector): STD
Hole type (support): STD

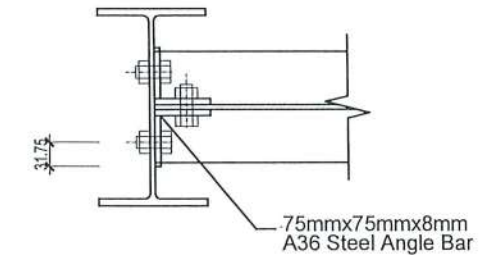


Front view

2 Bolts: M16 A325M-N
Hole type (connector): STD
Hole type (beam): STD

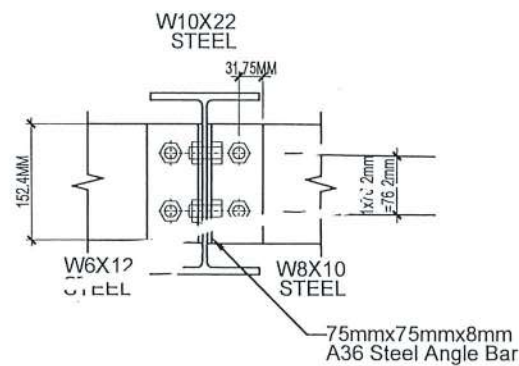


Lateral view

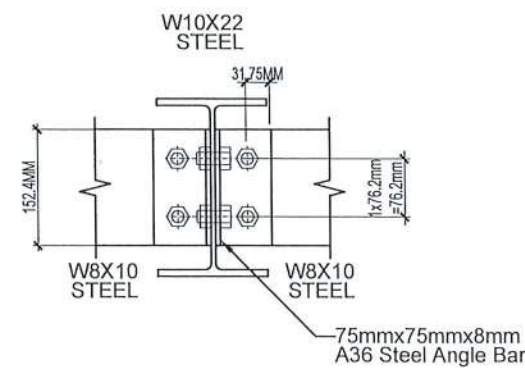


Top view

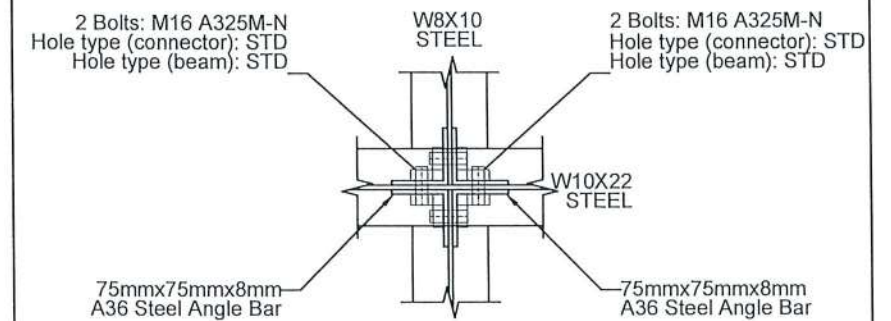
W10X22 STEEL BEAM TO W8X10 STEEL BEAM (WEB TO WEB CONNECTION)



Front view



Lateral view



Top view

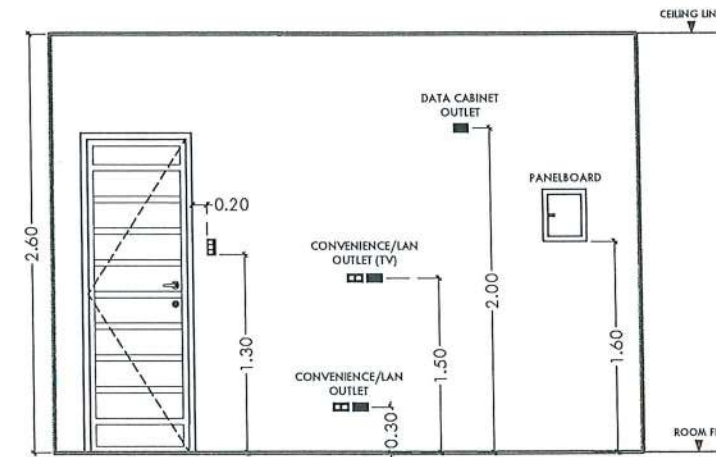


TARLAC STATE UNIVERSITY
Facilities Development and
Management Office
Romulo Boulevard, Tarlac City, Philippines 2300

PROJECT TITLE:	EXPANSION OF GUARD HOUSE WITH CCTV CONTROL ROOM	PREPARED BY:	ENGR. ALEXANDER JHON S. TABAQUERO <small>CIVIL ENGINEER, OFDM</small>	CERTIFIED BY:	AR. ARLEN M. GUIEB <small>DIRECTOR, OFDM</small>	REQUESTING OFFICE:	DR. JAYSON R. VELIK <small>HEAD, CSU</small>	RECOMMENDING APPROVAL:	ATTY. WILMARK J. RAMOS, DBA <small>VP FOR ADMINISTRATION</small>	APPROVED:	DR. ARNOLD E. VELASCO <small>PRESIDENT</small>	SHEET CONTENTS:	SHEET NO.:
PROJECT LOCATION:	SAN ISIDRO AND LUCINDA EXTENSION CAMPUS											AS SHOWN	S-06
												DATE:	PAGE NO: 23/65

GENERAL NOTES & SPECIFICATIONS

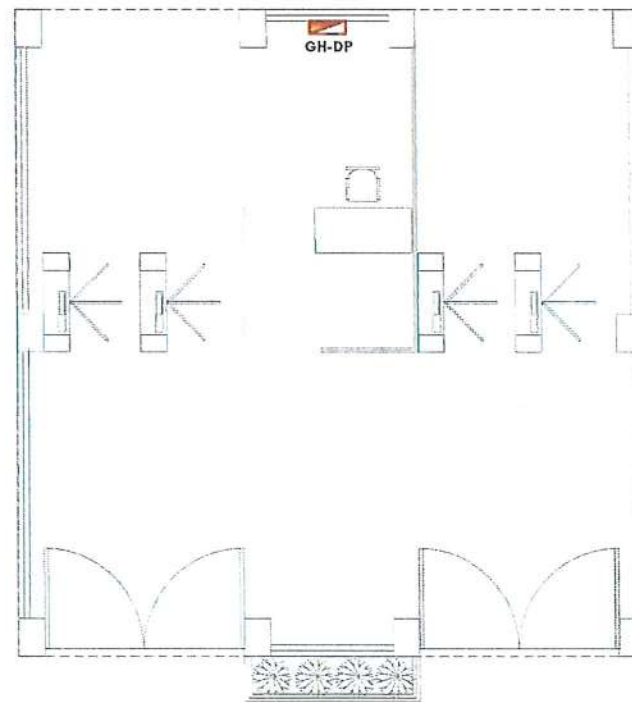
1. ALL ELECTRICAL INSTALLATION HEREIN SHALL BE DONE IN ACCORDANCE WITH PROVISIONS OF THE LATEST EDITION OF PHILIPPINE ELECTRICAL CODE WITH THE RULES AND REGULATIONS OF THE NATIONAL AND LOCAL AUTHORITIES CONCERNED IN THE ENFORCEMENT OF ELECTRICAL LAWS AND ORDINANCES AND WITH THE REQUIREMENTS OF THE POWER COMPANY CONCERNED.
2. ALL ELECTRICAL WORKS HEREIN SHALL BE EXECUTED BY EXPERIENCED MEN UNDER THE SUPERVISION OF A DULY LICENSED REGISTERED ELECTRICAL ENGINEER OR PROFESSIONAL ELECTRICAL ENGINEER.
3. MATERIALS THAT PROVIDES SUPPORT, ADDED SAFETY, AND ACCESS, SUCH AS PULL BOXES, JUNCTION BOXES, BENDS AND OTHER FITTINGS SHALL BE PROVIDED EVEN IF NOT EXPLICITLY STATED IN THE PLAN.
4. THE ELECTRICAL SERVICE ENTRANCE POWER FOR THE BUILDING SHALL BE 230V, SINGLE PHASE, 2-WIRE + GROUND, 60 HZ.
5. WIRES SHALL BE COLOR CODED AS FOLLOWS:
6. LINE 1 --- RED LINE 2 --- BLACK GROUND --- GREEN
7. WIRING METHOD SHALL BE AS FOLLOWS:
 - a. FOR EMBEDDED PIPE -POLYVINYL CHLORIDE CONDUIT SCHEDULE 40 (PVC SCH 40)
 - b. FOR RUN EXPOSED PIPE -ELECTRICAL METALLIC TUBING (EMT) / INTERMEDIATE METAL CONDUIT (IMC)
 - c. FOR DRYWALL -MICA TUBE, PVC FLEXIBLE HOSE OR PVC SCH 40
7. ALL MATERIALS TO BE USED SHALL BE BRAND NEW AND APPROVED TYPE FOR THE PARTICULAR LOCATION AND PURPOSE OF USAGE.
8. ALL WIRES SHALL BE COPPER AND THERMOPLASTIC INSULATED TYPE "THHN" UNLESS OTHERWISE INDICATED IN THE PLAN. THE MINIMUM SIZE OF WIRE FOR POWER AND LIGHTING CIRCUIT SHALL BE 3.5mm.
9. GROUNDING SYSTEM SHALL BE PROVIDED TO ALL EQUIPMENT PANEL BOARD AND NON-CURRENT CARRYING METAL IN ACCORDANCE WITH THE PHILIPPINE ELECTRICAL CODE REQUIREMENT.
10. ANY DISCREPANCY IN LOCATION AND RATING OF ELECTRICAL EQUIPMENT SHALL BE VERIFIED WITH THE OWNER AND CHANGES SHALL BE MADE ACCORDINGLY.



MOUNTING DETAILS

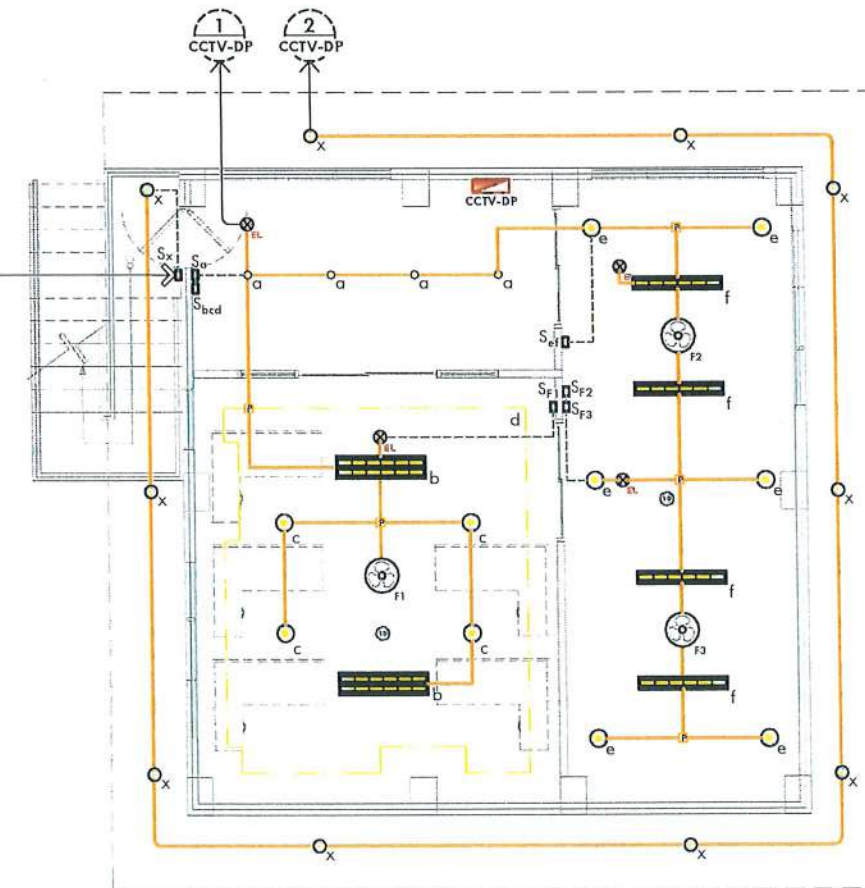
LEGENDS & SYMBOLS

	2 x 18W T8 LED TUBE IN A RECESSED MOUNTED LOUVER HOUSING (DAYLIGHT)
	1 x 18W T8 LED TUBE IN A RECESSED MOUNTED LOUVER HOUSING (DAYLIGHT)
	18W RECESSED MOUNTED ROUND PANEL LIGHT (DAYLIGHT)
	12W COB RECESSED MOUNTED ROUND PANEL LIGHT (DAYLIGHT)
	9W RECESSED MOUNTED ROUND PANEL LIGHT (DAYLIGHT)
	2W CEILING MOUNTED EMERGENCY LIGHT
	16" ORBIT FAN
	9V DC BATTERY OPERATED SMOKE DETECTOR
	COB LED STRIP LIGHTS (WARMWHITE)
	ONE GANG SWITCH
	TWO GANG SWITCH
	THREE GANG SWITCH
	ONE GANG STRIP LIGHT SWITCH
	DUPLEX UNIVERSAL CONVENIENCE OUTLET
	DUPLEX UNIVERSAL CONVENIENCE OUTLET (DATA CABINET OUTLET)
	WALL MOUNTED SPLIT TYPE ACU
	ACU OUTDOOR UNIT (ACCU)
	DISTRIBUTION PANEL
	FAN COIL UNIT
	AIR COOLED CONDENSING UNIT



EXISTING LOCATION OF GUARD HOUSE DP

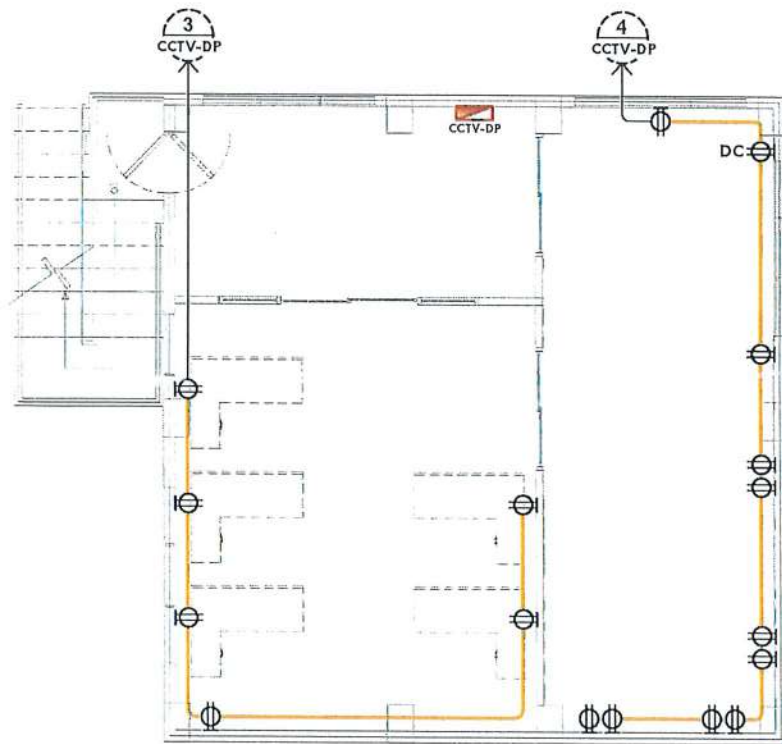
LIGHTING SWITCH FOR EAVES SHALL BE LOCATED AT THE GROUND FLOOR. (VERIFY ON SITE)



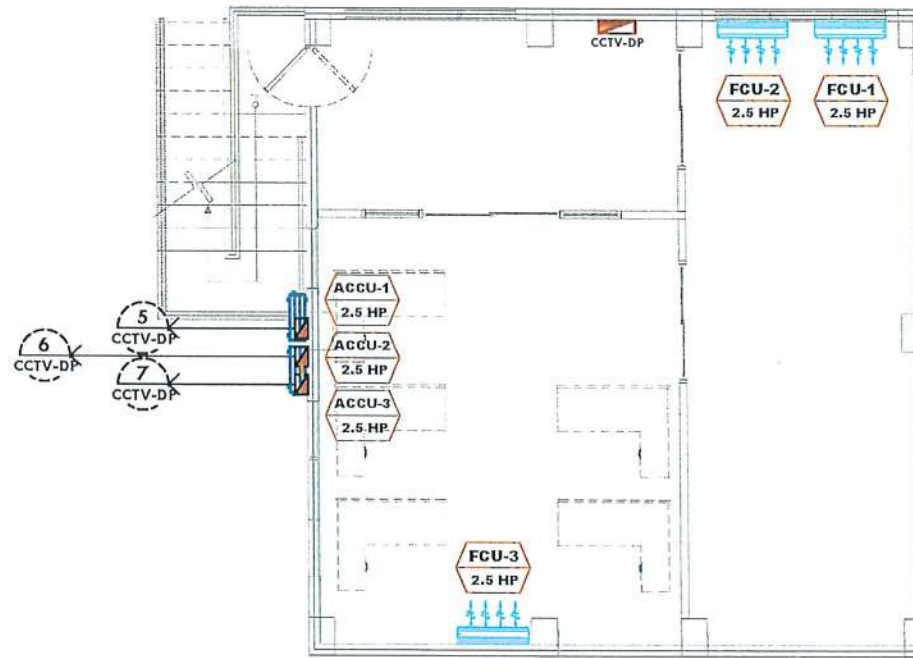
PROPOSED LIGHTING LAYOUT
SCALE: 1:100 MTS



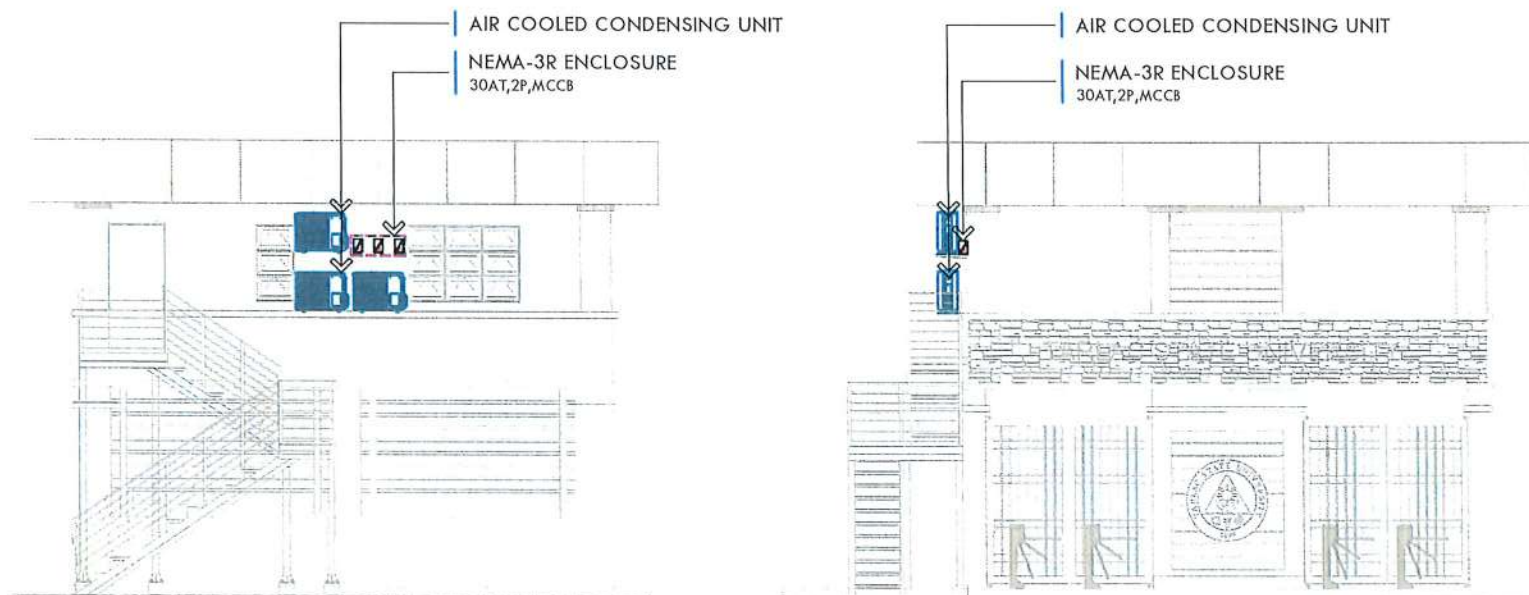
PROJECT TITLE: EXPANSION OF GUARD HOUSE WITH CCTV CONTROL ROOM	PREPARED BY: ENGR. MARK JOMELLE O. NATIVIDAD ELECTRICAL ENGINEER, OFDM	CERTIFIED BY: AR. ARLEN M. GUIEB DIRECTOR, OFDM	REQUESTING OFFICE: DR. JAYSON R. VELIK HEAD, CSU	RECOMMENDING APPROVAL: ATTY. WILMARK J. RAMOS, DBA VP FOR ADMINISTRATION	APPROVED: DR. ARNOLD E. VELASCO PRESIDENT	SHEET CONTENTS: AS SHOWN	SHEET NO.: E-01 PAGE NO.: 24/65 DATE:
--	--	---	--	--	---	-----------------------------	---



PROPOSED POWER LAYOUT
SCALE: 1:100 MTS



PROPOSED ACU LAYOUT
SCALE: 1:100 MTS



LEFT SIDE ELEVATION

FRONT ELEVATION

PROPOSED LOCATION OF ACCU
SCALE: 1:120 MTS



PROJECT TITLE:
EXPANSION OF GUARD HOUSE WITH
CCTV CONTROL ROOM
PROJECT LOCATION:
SAN ISIDRO AND LUCINDA EXTENSION CAMPUS

PREPARED BY:
[Signature]
ENGR. MARK JOMELLE O. NATIVIDAD
ELECTRICAL ENGINEER, OFDM

CERTIFIED BY:
[Signature]
AR. ARLEN M. GUIEB
DIRECTOR, OFDM

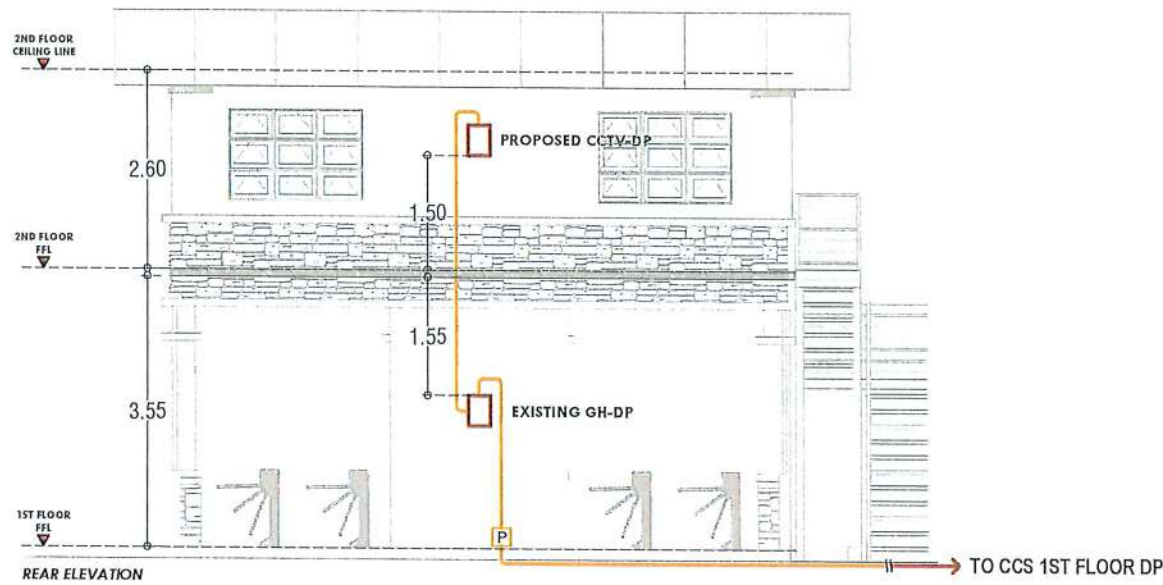
REQUESTING OFFICE:
[Signature]
DR. JAYSON R. VELIX
HEAD, CSU

RECOMMENDING APPROVAL:
[Signature]
ATTY. WILMARK J. RAMOS, DBA
VP FOR ADMINISTRATION

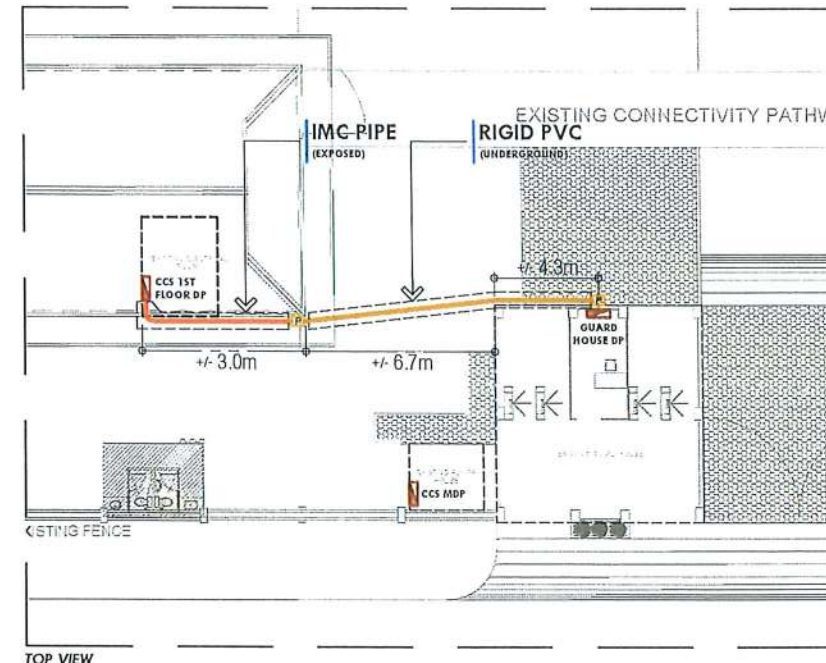
APPROVED:
[Signature]
DR. ARNOLD E. VELASCO
PRESIDENT

SHEET CONTENTS:
AS SHOWN
DATE:

SHEET NO:
E-02
PAGE NO:
25/65



GUARD HOUSE DP TO CCTV CONTROL ROOM DP

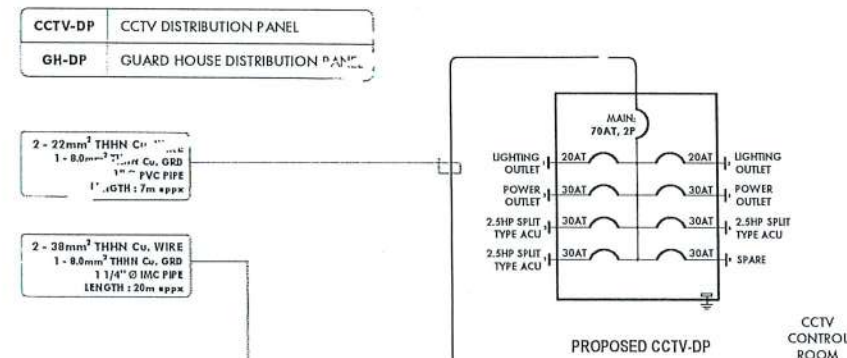


CCS 1ST FLOOR DP TO GUARD HOUSE DP

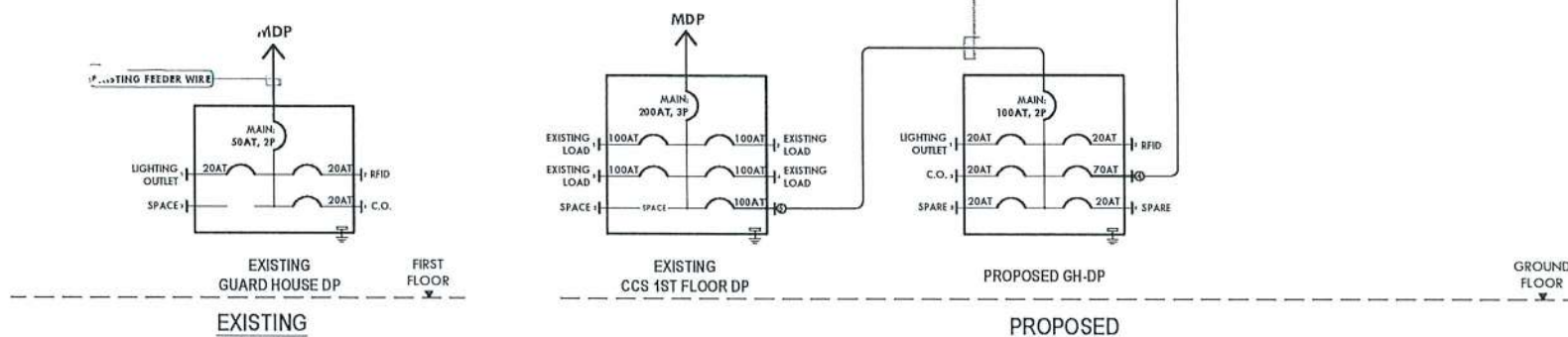
NOTE:

1. MEASUREMENTS SHOWN IN THE PLAN ARE APPROXIMATE, PLEASE VERIFY ON SITE FOR THE ACTUAL MEASUREMENTS.
2. EXISTING GUARD HOUSE DP (DISTRIBUTION PANELBOARD) SHALL BE CONNECTED TO THE CCS BUILDING 1ST FLOOR DP.
3. MAIN FEEDER OF THE GUARD HOUSE DP SHALL RUN UNDERGROUND ACCORDING TO THE FEEDER LINE LAYOUT. USE IMC PIPE FOR EXPOSED WIRING AND PVC FOR EMBEDDED OR UNDERGROUND.
4. THE PROPOSED CCTV CONTROL ROOM DP SHALL BE CONNECTED TO THE EXISTING GUARD HOUSE DP, THE FEEDER LINE WILL RUN THROUGH THE CONCRETE SLAB TO THE PROPOSED 2ND FLOOR (CCTV CONTROL ROOM). REFER TO THE FEEDER LINE LAYOUT.

FEEDER LINE LAYOUT
NTS



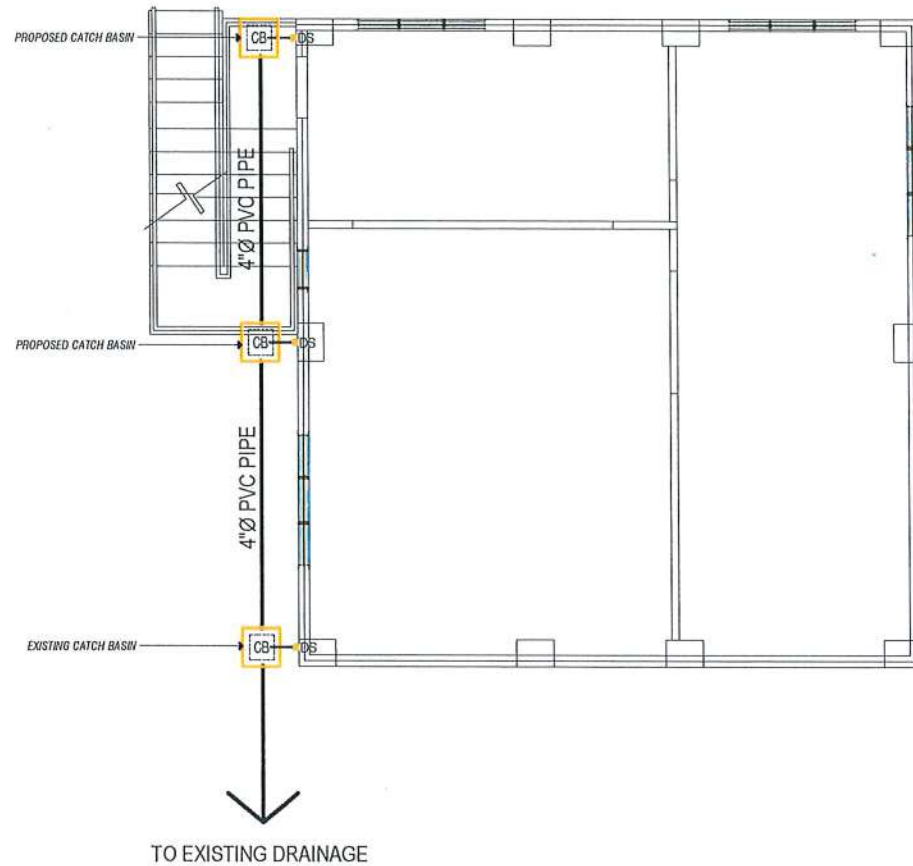
PROPOSED CCTV CONTROL ROOM DP										
LOCATION:	SAN ISIDRO CCTV CONTROL ROOM (2 nd F)			SYSTEM VOLTAGE:			230V, 1-PHASE, 60Hz			
FED FROM:	SAN ISIDRO GUARD HOUSE DP (1 st F)			MAIN FEEDER SIZE:			2 - 22mm ² THHN/THWN Cu. WIRE IN A 1" CONDUIT			
MAIN CIRCUIT BREAKER:	70AT, MCB, 2P			ENCLOSURE:			NEMA-1 (RECESSED MOUNTED)			
CIRCUIT NUMBER	DESCRIPTION	NO. OF OUTLET	VA	A	CIRCUIT BREAKER	CONDUCTOR (mm ²)	GROUND (mm ²)	TYPE OF WIRE	CONDUIT	
1	LIGHTING OUTLET	12	430	1.87	20	100	2	2-3.5	1-2.0 THHN/THWN	1/2" PVC
2	LIGHTING OUTLET	22	304	1.32	20	100	2	2-3.5	1-2.0 THHN/THWN	1/2" PVC
3	POWER OUTLET	6	1080	4.70	30	100	2	2-3.5	1-2.0 THHN/THWN	1/2" PVC
4	POWER OUTLET	11	1590	6.91	30	100	2	2-3.5	1-2.0 THHN/THWN	1/2" PVC
5	2-SHP SPLIT TYPE ACU	1	2450	15	30	100	2	2-5.5	1-3.5 THHN/THWN	3/4" PVC
6	2-SHP SPLIT TYPE ACU	1	2450	15	30	100	2	2-5.5	1-3.5 THHN/THWN	3/4" PVC
7	2-SHP SPLIT TYPE ACU	1	2450	15	30	100	2	2-5.5	1-3.5 THHN/THWN	3/4" PVC
8	SPARE	1	1500	6.5	30	100	2	--	--	--
TOTAL CONNECTED LOAD (VA)			15644	TOTAL LOAD CURRENT (A):			71.77			
DEMAND FACTOR			80%	TOTAL DEMAND LOAD CURRENT (A):			57.41			



RISER DIAGRAM
NTS

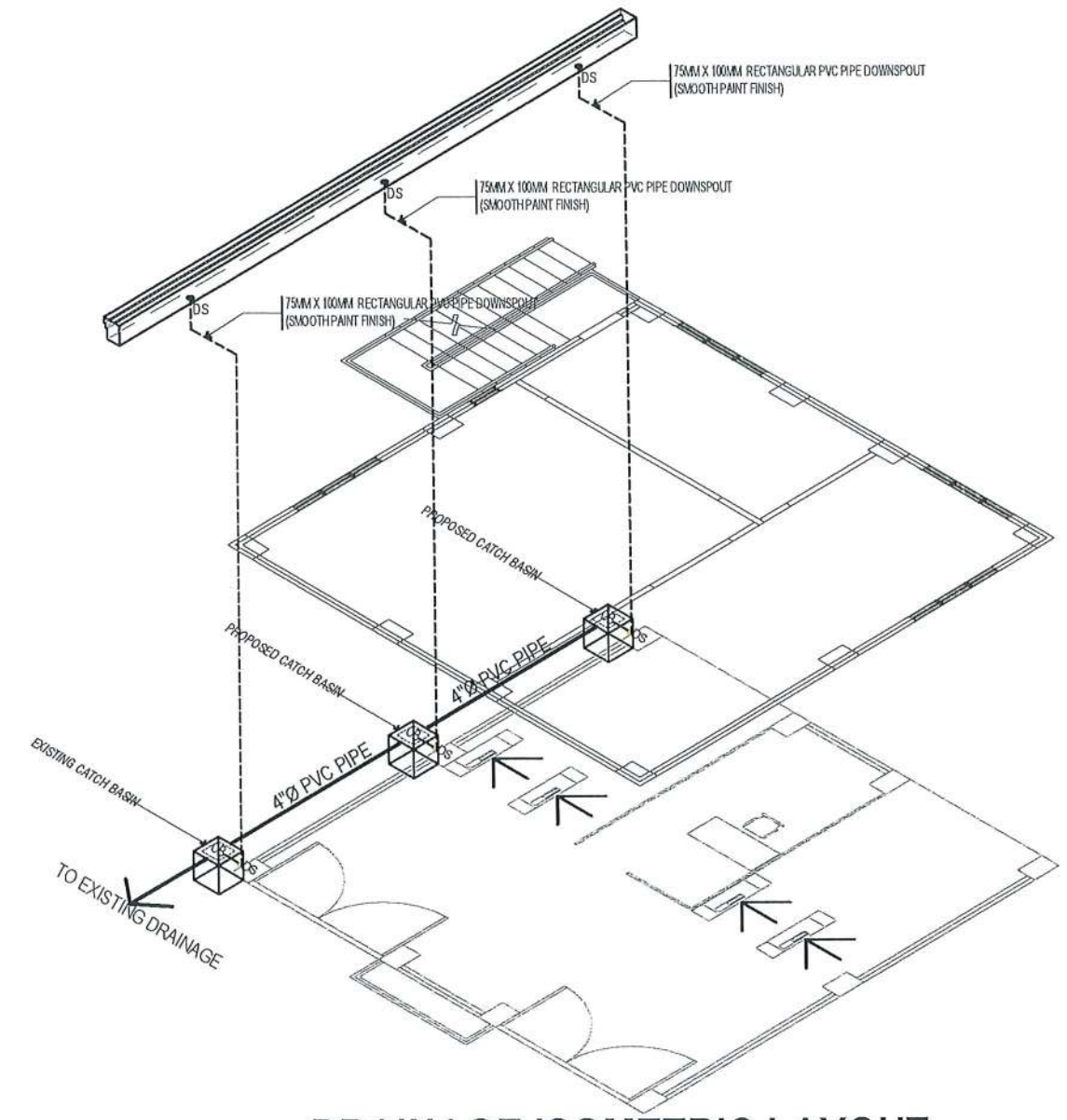
PROPOSED GUARD HOUSE DP										
LOCATION:	SAN ISIDRO GUARD HOUSE (1 st F)			SYSTEM VOLTAGE:			230V, 1-PHASE, 60Hz			
FED FROM:	CCS 1 st FLOOR DP			MAIN FEEDER SIZE:			2 - 38mm ² THHN/THWN Cu. WIRE IN A 1 1/4" CONDUIT			
MAIN CIRCUIT BREAKER:	100AT, MCB, 2P			ENCLOSURE:			NEMA-1 (RECESSED MOUNTED)			
CIRCUIT NUMBER	DESCRIPTION	NO. OF OUTLET	VA	A	CIRCUIT BREAKER	CONDUCTOR (mm ²)	GROUND (mm ²)	TYPE OF WIRE	CONDUIT	
1	LIGHTING OUTLET	9	152	0.70	20	100	2	EXISTING	EXISTING	
2	LIGHTING OUTLET	5	90	0.39	20	100	2	EXISTING	EXISTING	
3	POWER OUTLET	9	1620	7.04	20	100	2	EXISTING	EXISTING	
4	CCTV CONTROL RMDP	1	15744	57.41	20	100	2	2-22	1-8.0 THHN/THWN	1" PVC
5	SPARE	1	1000	4.35	20	100	2	--	--	
6	SPARE	1	1000	4.35	20	100	2	--	--	
TOTAL CONNECTED LOAD (VA)			20616	TOTAL LOAD CURRENT (A):			74.25			
DEMAND FACTOR			80%	TOTAL DEMAND LOAD CURRENT (A):			59.40			

SCHEDULE OF LOADS
NTS



DRAINAGE LAYOUT

SCALE 1:75M



DRAINAGE ISOMETRIC LAYOUT

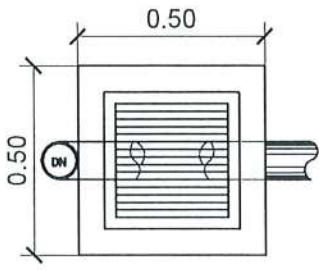
SCALE 1:75M

1 1/2" x 1 1/2" x 3.50mm THK. ANGLE BAR FOR FRAMING
1" x 1" x 3.5MM THK. ANGLE BAR STEEL GRATING

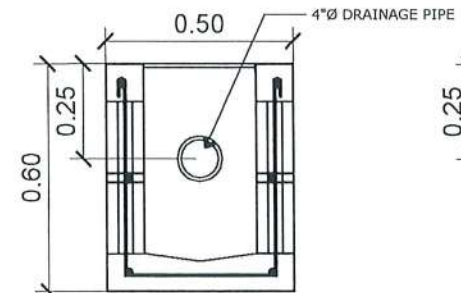


DETAIL OF GRATINGS
GRATING DETAIL

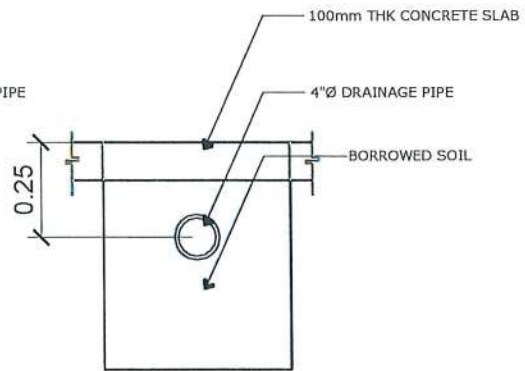
1 1/2" x 1 1/2" x 3.50mm THK. ANGLE BAR FOR FRAMING
1" x 1" x 3.5MM THK. ANGLE BAR STEEL GRATING



PLAN



SECTION



SECTION

CATCH BASIN DETAIL

SCALE 1:20 MTS.

LEGEND:

CB CATCH BASIN
DS DOWNSPOUT



TARLAC STATE UNIVERSITY
Facilities Development and
Management Office
Romulo Boulevard, Tarlac City, Philippines 2300

PROJECT TITLE: EXPANSION OF GUARD HOUSE WITH CCTV CONTROL ROOM	PREPARED BY: AR. MARK ANTHONY J. PUNZALAN ARCHITECT, OFDM	CERTIFIED BY: AR. ARLEN M. GUIEB DIRECTOR, OFDM	REQUESTING OFFICE: DR. JAYSON R. FELIX HEAD, CSU	RECOMMENDING APPROVAL: ATTY. WILMARK J. RAMOS, DBA VP FOR ADMINISTRATION	APPROVED: DR. ARNOLD E. VELASCO PRESIDENT	SHEET CONTENTS: AS SHOWN	SHEET NO.: P-01
PROJECT LOCATION: SAN ISIDRO AND LUCINDA EXTENSION CAMPUS						DATE:	PAGE NO.: 28/65

EQUIPMENT SCHEDULE

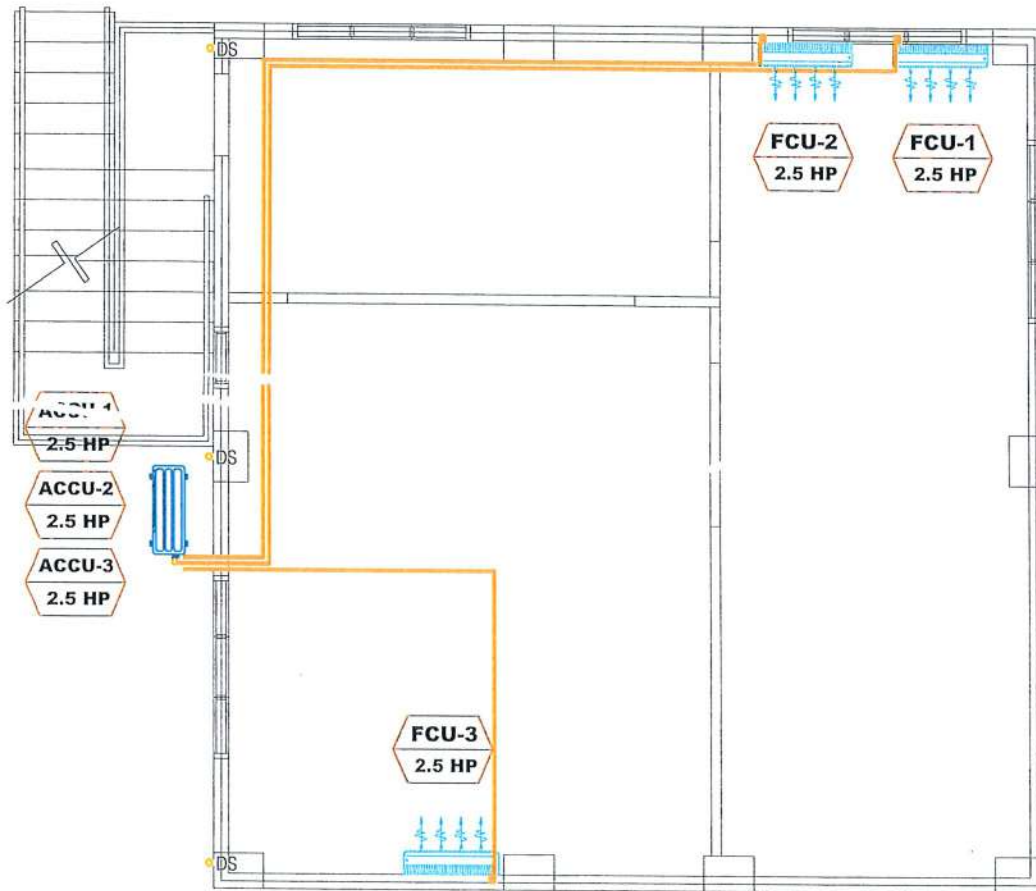
UNIT	QTY	AREA SERVE	CAPACITY	TYPE	RATED POWER CONSUMPTION (kW)	ELECTRICAL SUPPLY			WEIGHT(kg)	REMARKS
						VOLTS	PHASE	HERTZ		
FCU-1 2.5HP	1	CCTV ROOM	2.5HP	WALL MOUNTED	1.60 (0.22-2.14)	220	1	60	15/36	MECHANICAL CONTRACTOR TO INSTALL, WIRE, AND MAKE UNIT OPERATIONAL
FCU-2 2.5HP	1	CCTV ROOM	2.5HP	WALL MOUNTED	1.60 (0.22-2.14)	220	1	60	15/36	MECHANICAL CONTRACTOR TO INSTALL, WIRE, AND MAKE UNIT OPERATIONAL
FCU-3 2.5HP	1	CSU OFFICE	2.5HP	WALL MOUNTED	1.60 (0.22-2.14)	220	1	60	15/36	MECHANICAL CONTRACTOR TO INSTALL, WIRE, AND MAKE UNIT OPERATIONAL

LEGEND:

	- AC INDOOR UNIT (FCU)
	- AC OUTDOOR UNIT
	- COPPER TUBE

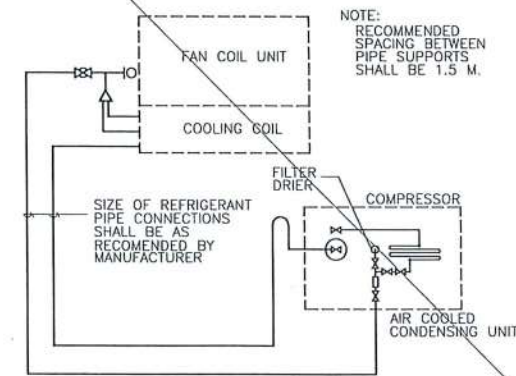
GENERAL NOTES:

1. IT SHALL BE THE RESPONSIBILITY OF THE CONTRACTOR TO COORDINATE THEIR WORK WITH OTHER TRADES. IF THE CONTRACTOR FAILS TO DO SO, THEY WILL BE RESPONSIBLE FOR ANY SUBSEQUENT EXPENSES INCURRED AS A RESULT,
2. ALL NECESSARY SHOP DRAWING SHALL BE SUBMITTED FOR APPROVAL PRIOR TO START OF FABRICATION AND/OR INSTALLATION.
3. ALL PIPES PASSING THRU WALLS AND FLOOR SLABS SHALL BE PROVIDED WITH SUITABLE PIPE SLEEVES.
4. ALL INSTALLATION WORKS SHALL BE DONE IN A NEAT AND WORKMANLIKE MANNER.
5. ALL NECESSARY GOVERNMENT PERMITS SHALL BE SECURED AND FOR THE ACCOUNT OF THE CONTRACTOR.
6. ALL PIPING SHALL BE PROVIDED WITH SUITABLE HANGERS AND SUPPORT PROPERLY ANCHORED TO THE BUILDING SLABS, WALL OR BEAM.
7. ALL OTHER ITEMS/MATERIALS NOT SHOWN ON THE PLAN BUT DEEMED NECESSARY SHALL BE PROVIDED BY THE CONTRACTOR AT NO EXTRA COST TO THE OWNER.



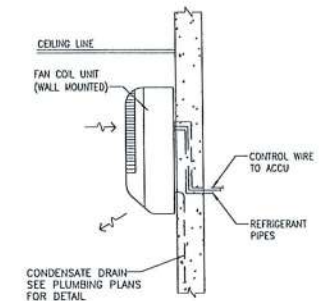
AIR CONDITIONING SYSTEM LAYOUT PIPE LAYOUT

SCALE 1:75M



SCHEMATIC REFRIGERANT PIPING

SCALE : NTS



FCU MOUNTING DETAILS

SCALE : NTS



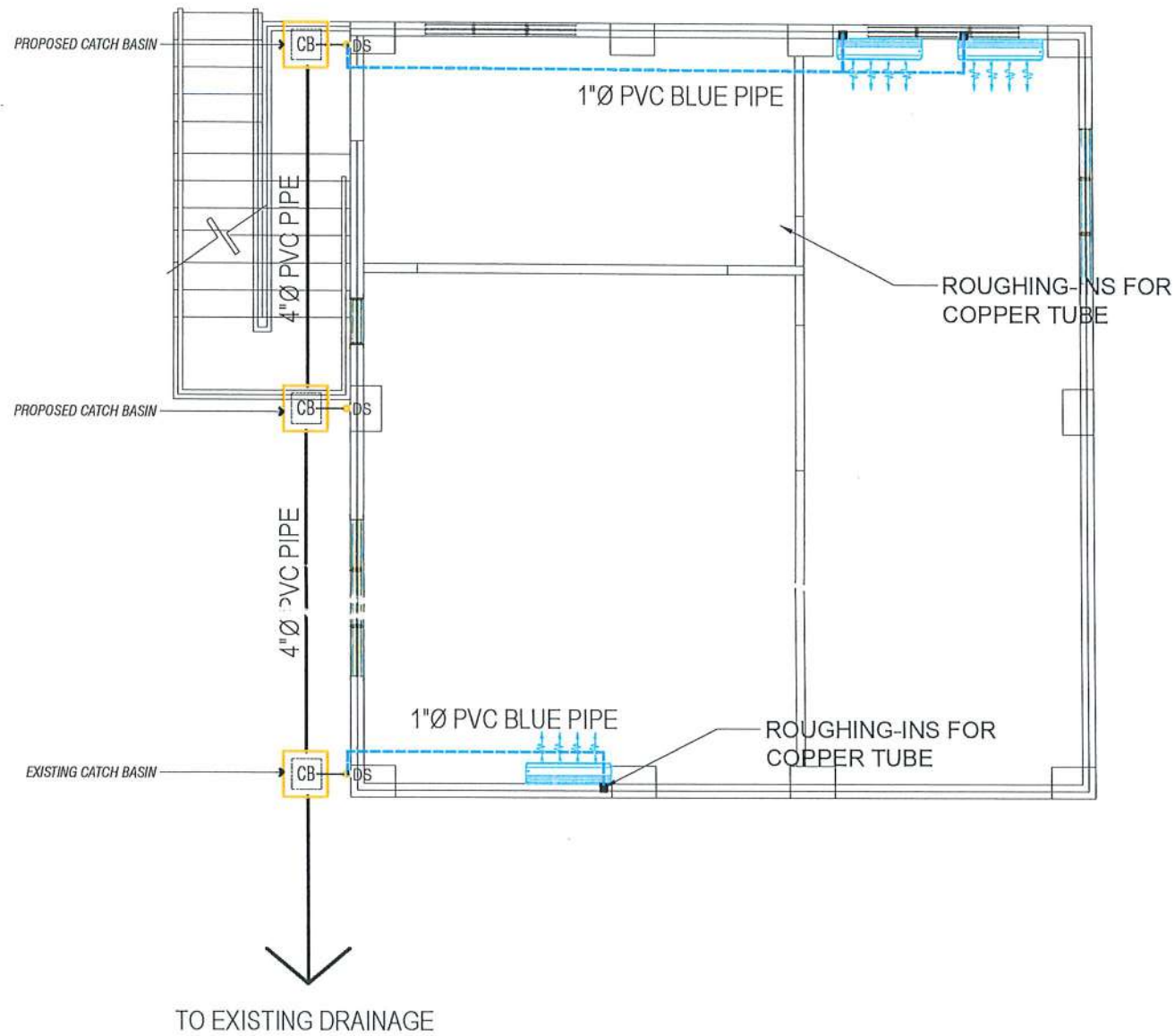
TARLAC STATE UNIVERSITY
Facilities Development and Management Office
Romulo Boulevard, Tarlac City, Philippines 2300

PROJECT TITLE: EXPANSION OF GUARD HOUSE WITH CCTV CONTROL ROOM	PREPARED BY: ENGR. JOHN MYRO B. GANARA MECHANICAL ENGINEER, OFDM	CERTIFIED BY: AR. ARLEN M. GUIEB DIRECTOR, OFDM	REQUESTING OFFICE: DR. JAYSON R. FELIX H/O, CSU	RECOMMENDING APPROVAL: ATTY. WILMARK J. RAMOS, DBA VP FOR ADMINISTRATION	APPROVED: DR. ARNOLD E. VELASCO PRESIDENT	SHEET CONTENTS: AS SHOWN	SHEET NO.: M-01
PROJECT LOCATION: SAN ISIDRO AND LUCINDA EXTENSION CAMPUS						DATE:	PAGE NO.: 29/65

NOTE:

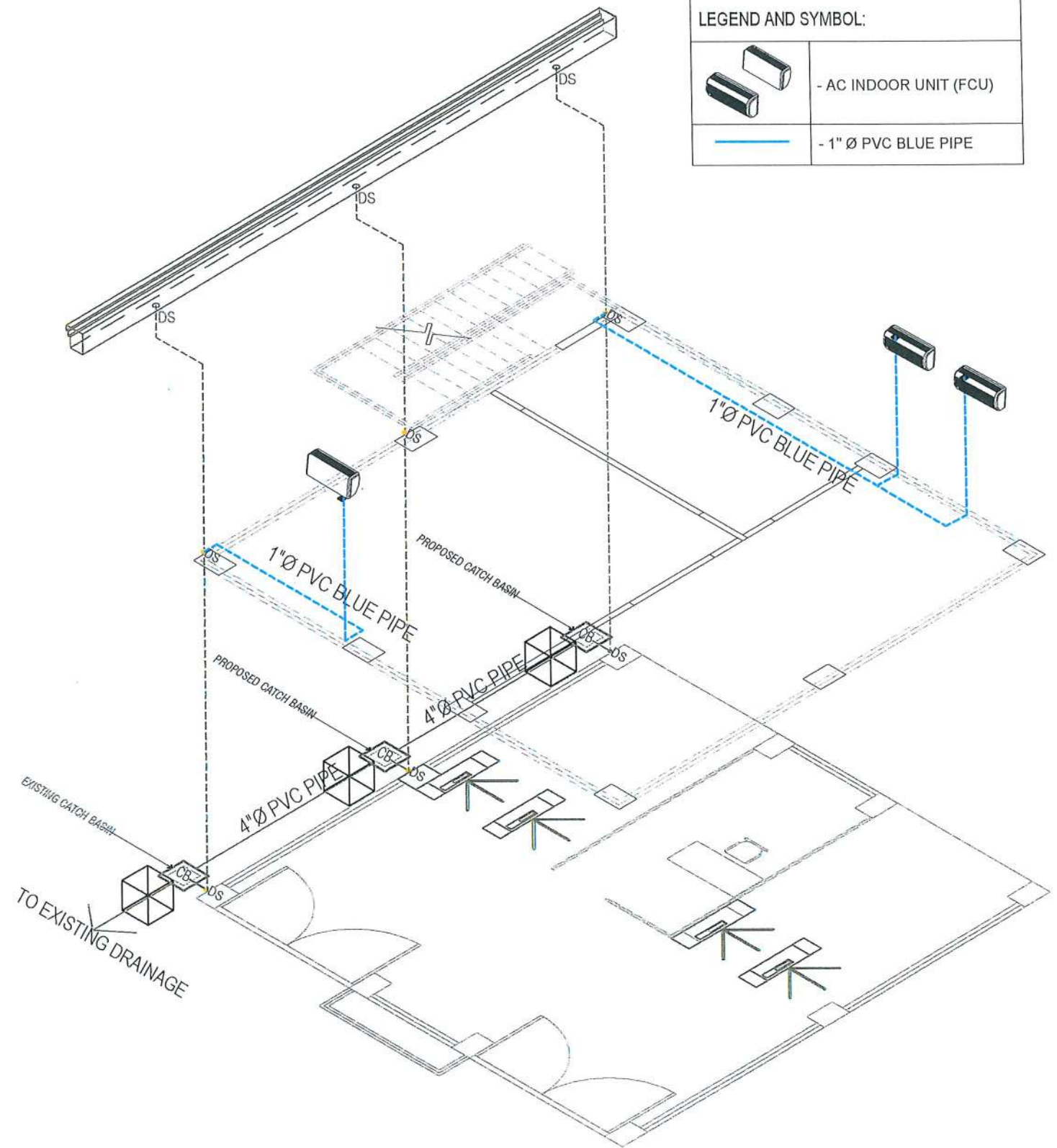
CONDENSATE DRAIN PIPES FOR AIR CONDITIONING UNITS SHALL BE MADE OF 25mm (1") Ø PVC (BLUE) AND ALL HORIZONTAL DRAIN SHALL MAINTAIN 2% SLOPE AND MUST BE CONCEALED ON WALL.

LEGEND AND SYMBOL:	
	- AC INDOOR UNIT (FCU)
	- 1" Ø PVC BLUE PIPE



CONDENSATE DRAIN PIPE LAYOUT

SCALE 1:75M



CONDENSATE DRAIN PIPE ISOMETRIC LAYOUT

SCALE 1:75M



TARLAC STATE UNIVERSITY
Facilities Development and Management Office
Bonulo Boulevard, Tarlac City, Philippines 2300

PROJECT TITLE:	EXPANSION OF GUARD HOUSE WITH CCTV CONTROL ROOM
PROJECT LOCATION:	SAN ISIDRO AND LUCINDA EXTENSION CAMPUS

PREPARED BY:	
	ENGR. ROMYN MYRO B. GANARA MECHANICAL ENGINEER, OFDM

CERTIFIED BY:	
	AR. ARLEN M. GUIEB DIRECTOR, OFDM

REQUESTING OFFICE:	
	DR. JAYSON R. FELIX HEAD, CSU

RECOMMENDING APPROVAL:	
	ATTY. WILMARK J. RAMOS, DBA VP FOR ADMINISTRATION







APPROVED:	
	DR. ARNOLD E. VELASCO PRESIDENT

SHEET CONTENTS:	AS SHOWN	SHEET NO.:	M-02
		PAGE NO.:	30/65
DATE:			

**LUCINDA EXTENSION CAMPUS,
TARLAC STATE UNIVERSITY**

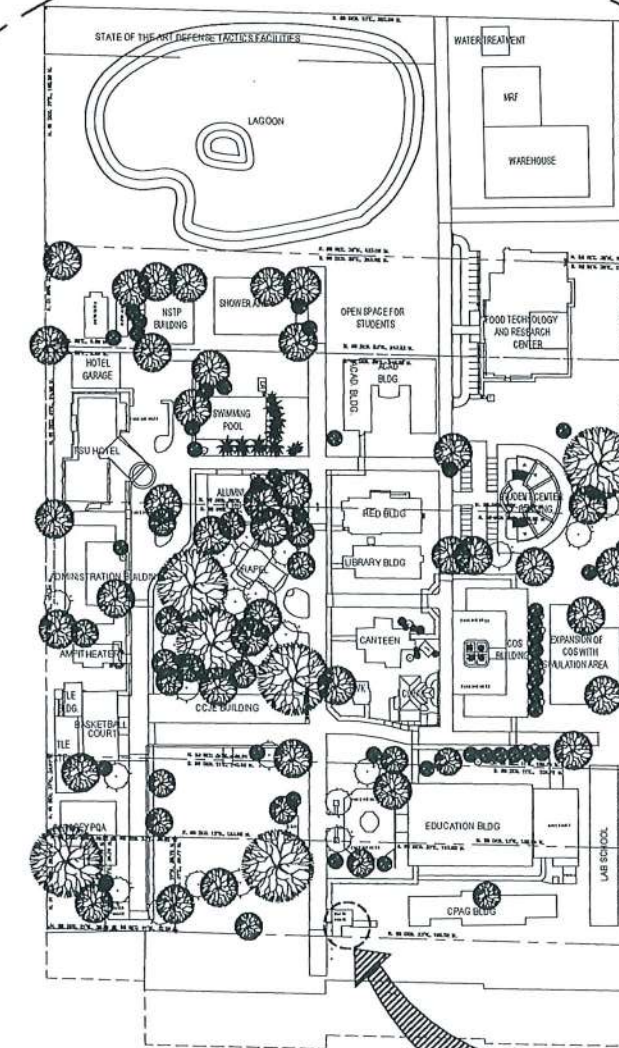


P E R S P E C T I V E







 <p>TARLAC STATE UNIVERSITY Facilities Development and Management Office Romulo Boulevard, Tarlac City, Philippines 2300</p>	PROJECT TITLE: EXPANSION OF GUARD HOUSE WITH CCTV CONTROL ROOM	PREPARED BY: 	CERTIFIED BY: 	REQUESTING OFFICE: 	RECOMMENDING APPROVAL: 	APPROVED: 	SHEET CONTENTS: AS SHOWN	SHEET NO.: A-01
	PROJECT LOCATION: SAN ISIDRO AND LUCINDA EXTENSION CAMPUS	AR. MARK ANTHONY M. PUNZALAN ARCHITECT, OFDM	AR. ARLEN M. GUIEB DIRECTOR, OFDM	DR. JAYSON R. VELIX HEAD, CSU	ATTY. WILMARK J. RAMOS, DBA VP FOR ADMINISTRATION	DR. ARNOLD E. VELASCO PRESIDENT	DATE:	PAGE NO.: 31/65



VICINITY MAP

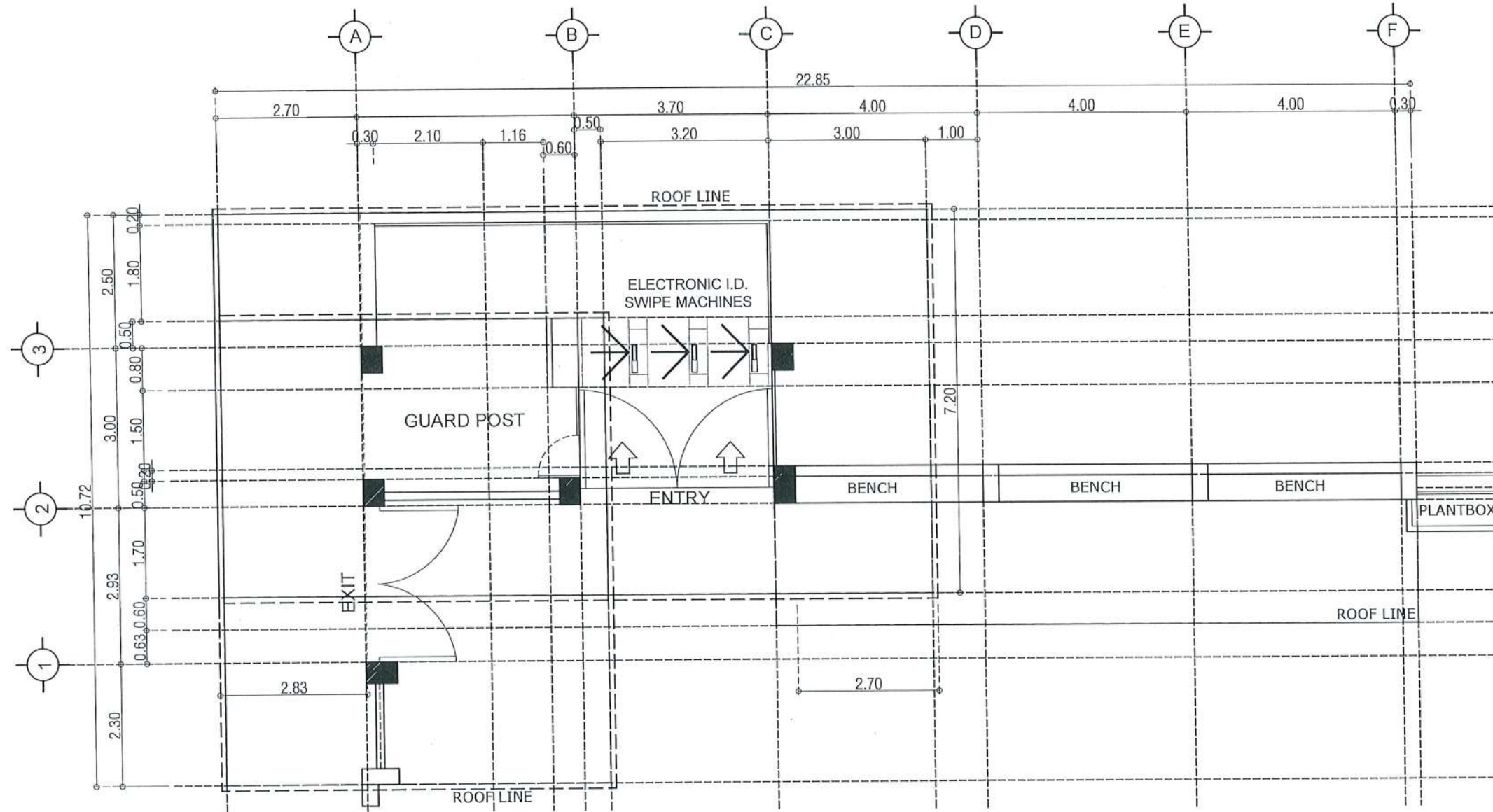


S I T E

 TARLAC STATE UNIVERSITY Facilities Development and Management Office <small>Romulo Boulevard, Tarlac City, Philippines 2300</small>	PROJECT TITLE: EXPANSION OF GUARD HOUSE WITH CCTV CONTROL ROOM	PREPARED BY:  AR. MARK ANTHONY M. PUNZALAN ARCHITECT IN CHARGE	CERTIFIED BY:  AR. ARLEN M. GUIEB DIRECTOR, OFDM	REQUESTING OFFICE:  DR. JAYSON R. TELIK HEAD, CSU	RECOMMENDING APPROVAL:  ATTY. WILMARK J. RAMOS, DBA VP FOR ADMINISTRATION	APPROVED:  DR. ARNOLD E. VELASCO PRESIDENT	SHEET CONTENTS: AS SHOWN DATE:	SHEET NO: A-03 PAGE NO: 33/65
	PROJECT LOCATION: SAN ISIDRO AND LUCINDA EXTENSION CAMPUS							

SITE INSTRUCTION:

- PROVIDE TEMPORARY BARRICADE/COVER IN THE PERIMETER CONSTRUCTION AREA USING GI SHEET WITH STABLE FRAME. DO NOT USE "BLUE SACK".
- PROVIDE SAFETY SIGNAGES AND 8FT X 8FT PROJECT BILLBOARD.



EXISTING GUARD HOUSE PLAN

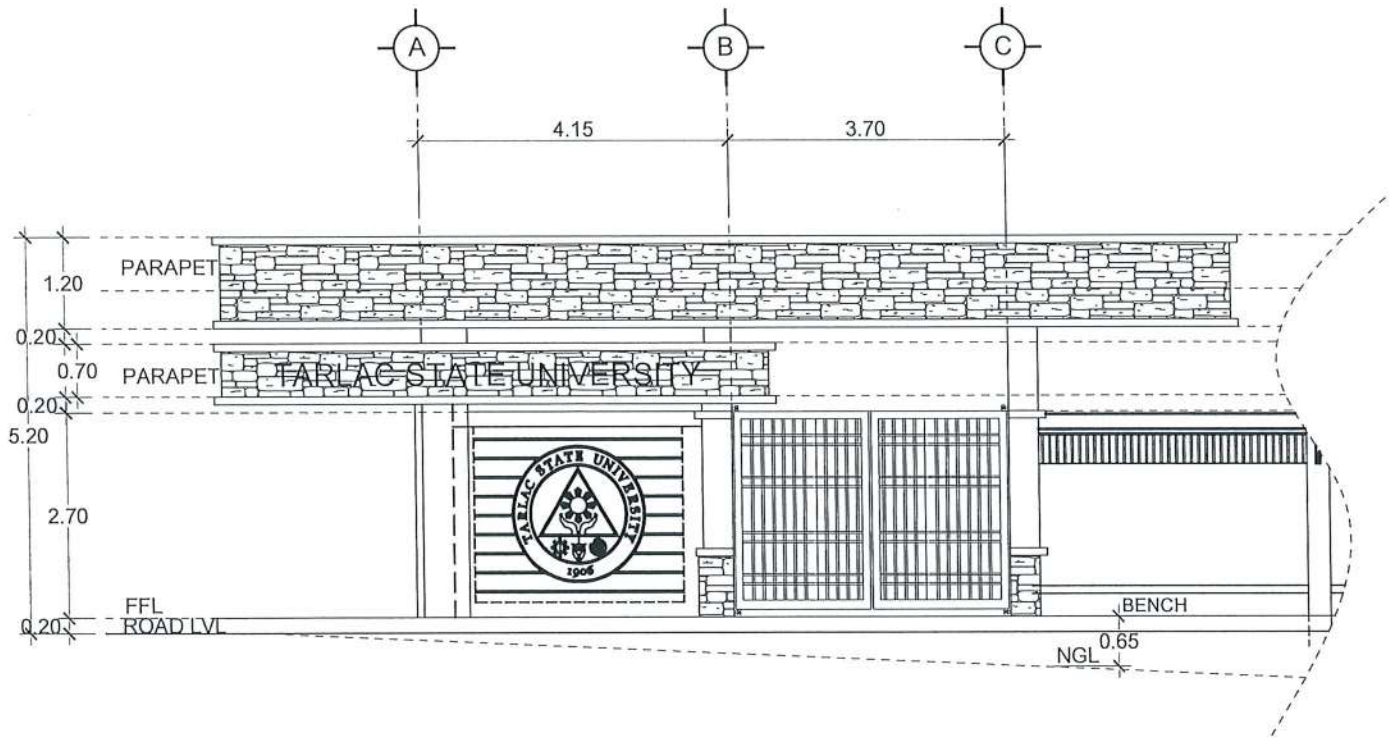
SCALE 1:100M



TARLAC STATE UNIVERSITY
Facilities Development and Management Office
Kamulo Boulevard, Tarlac City, Philippines 2300

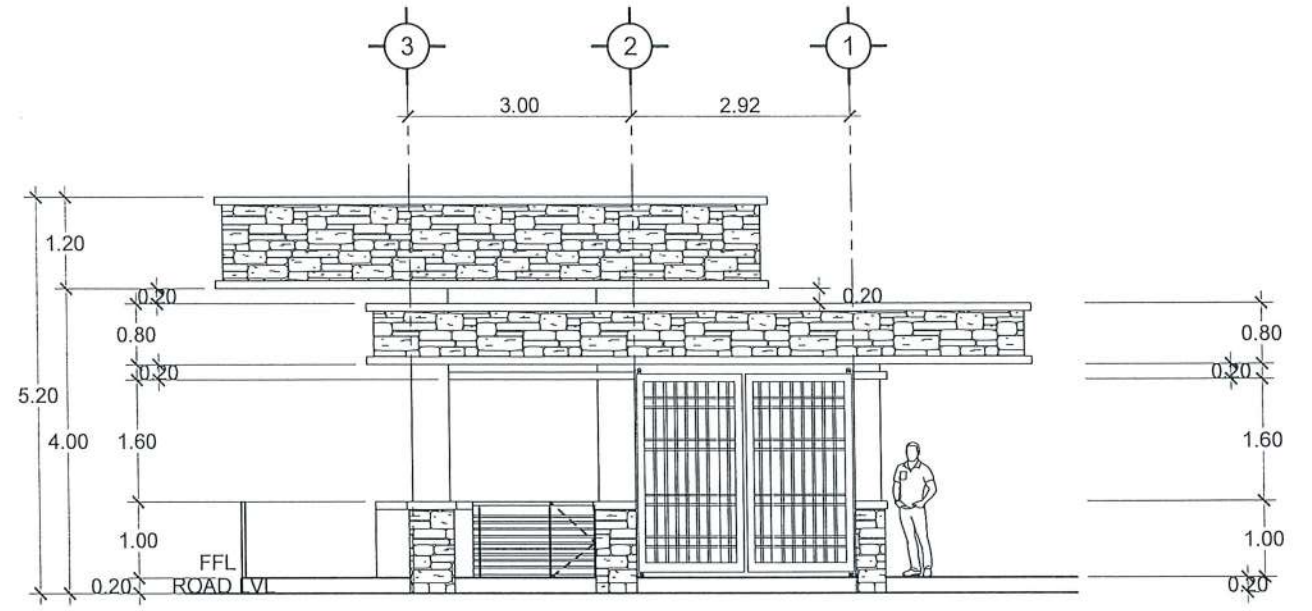
PROJECT TITLE: EXPANSION OF GUARD HOUSE WITH CCTV CONTROL ROOM	PREPARED BY:	CERTIFIED BY:	REQUESTING OFFICE:	RECOMMENDING APPROVAL:	APPROVED:	SHEET CONTENTS:	SHEET NO.:
	PROJECT LOCATION: SAN ISIDRO AND LUCINDA EXTENSION CAMPUS	AR. MARK ANTONIO L. PUNZALAN ARCHITECT, OFDM	AR. ARLEN M. GUIEB DIRECTOR, OFDM	DR. JAYSON R. MELIX HEAD, CSU	ATTY. WILMARK J. RAMOS, DBA VP FOR ADMINISTRATION	DR. ARNOLD E. VELASCO PRESIDENT	AS SHOWN DATE:

NOTE:
 - REPAINTING OF EXISTING RAILINGS, COLUMNS, BEAMS, CEILING, DECORATIVE WALL CLADDING, INTERIOR AND EXTERIOR WALL OF GUARD HOUSE.



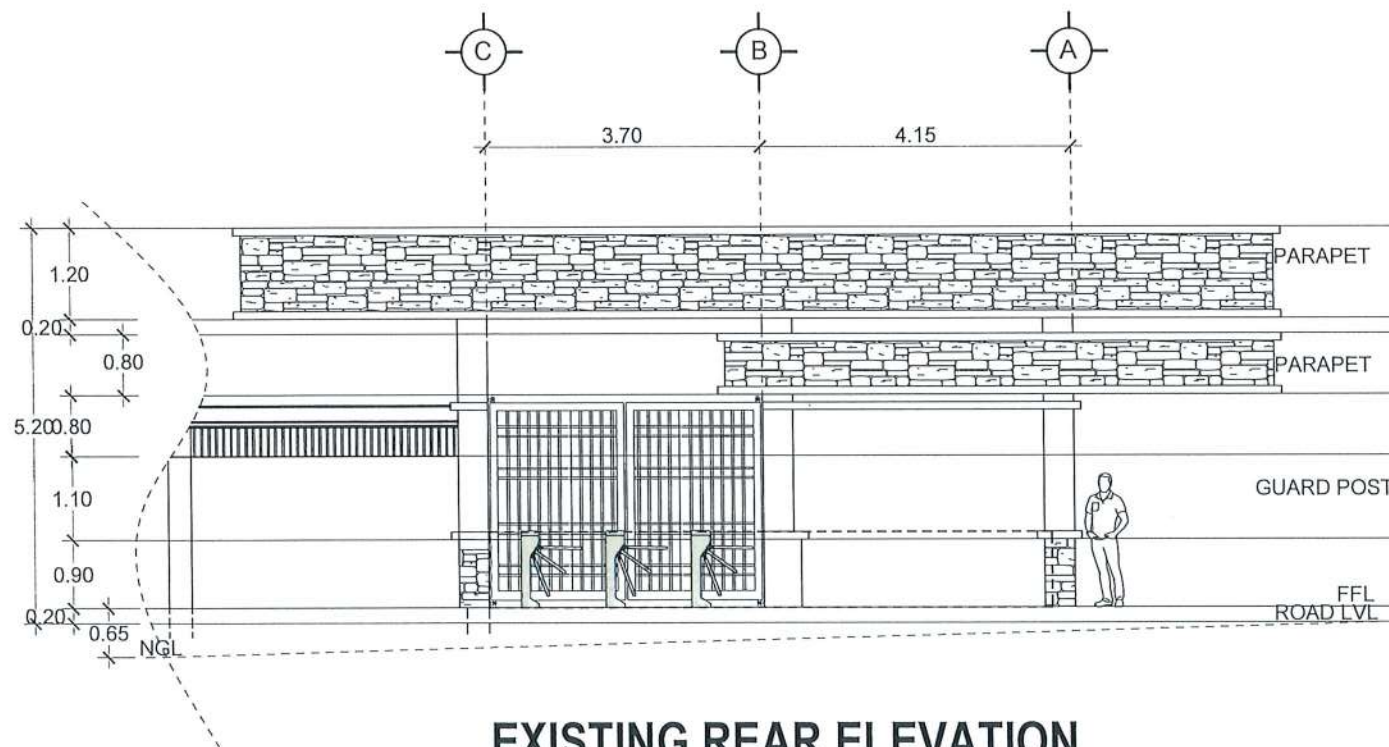
EXISTING FRONT ELEVATION

SCALE 1:100M



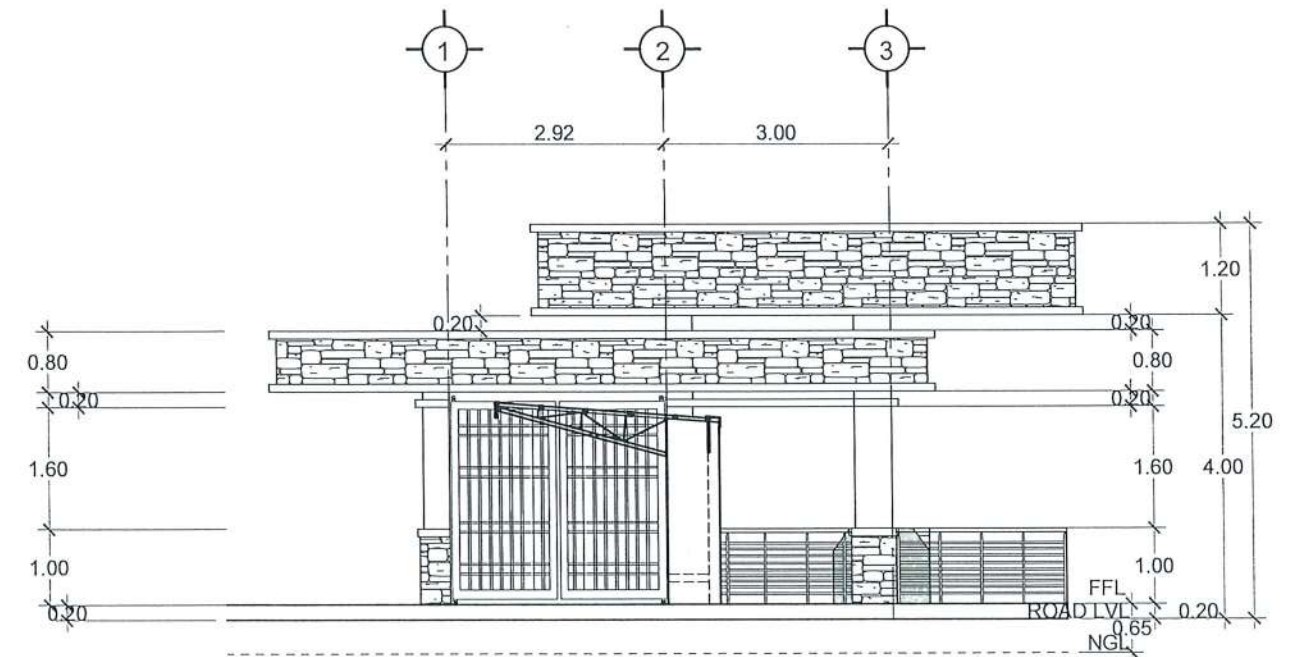
EXISTING LEFT SIDE ELEVATION

SCALE 1:100M



EXISTING REAR ELEVATION

SCALE 1:100M



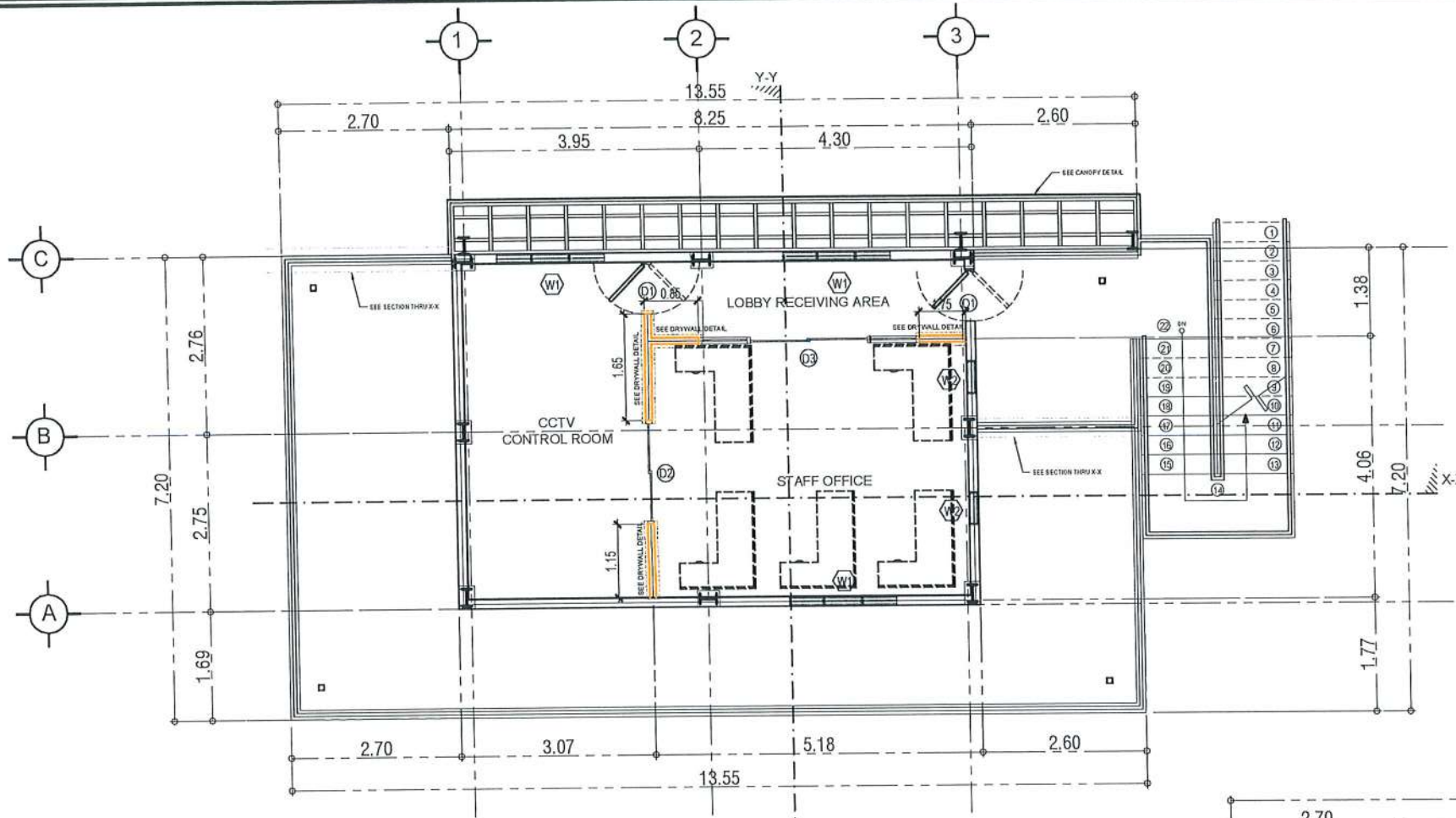
EXISTING RIGHT SIDE ELEVATION

SCALE 1:100M



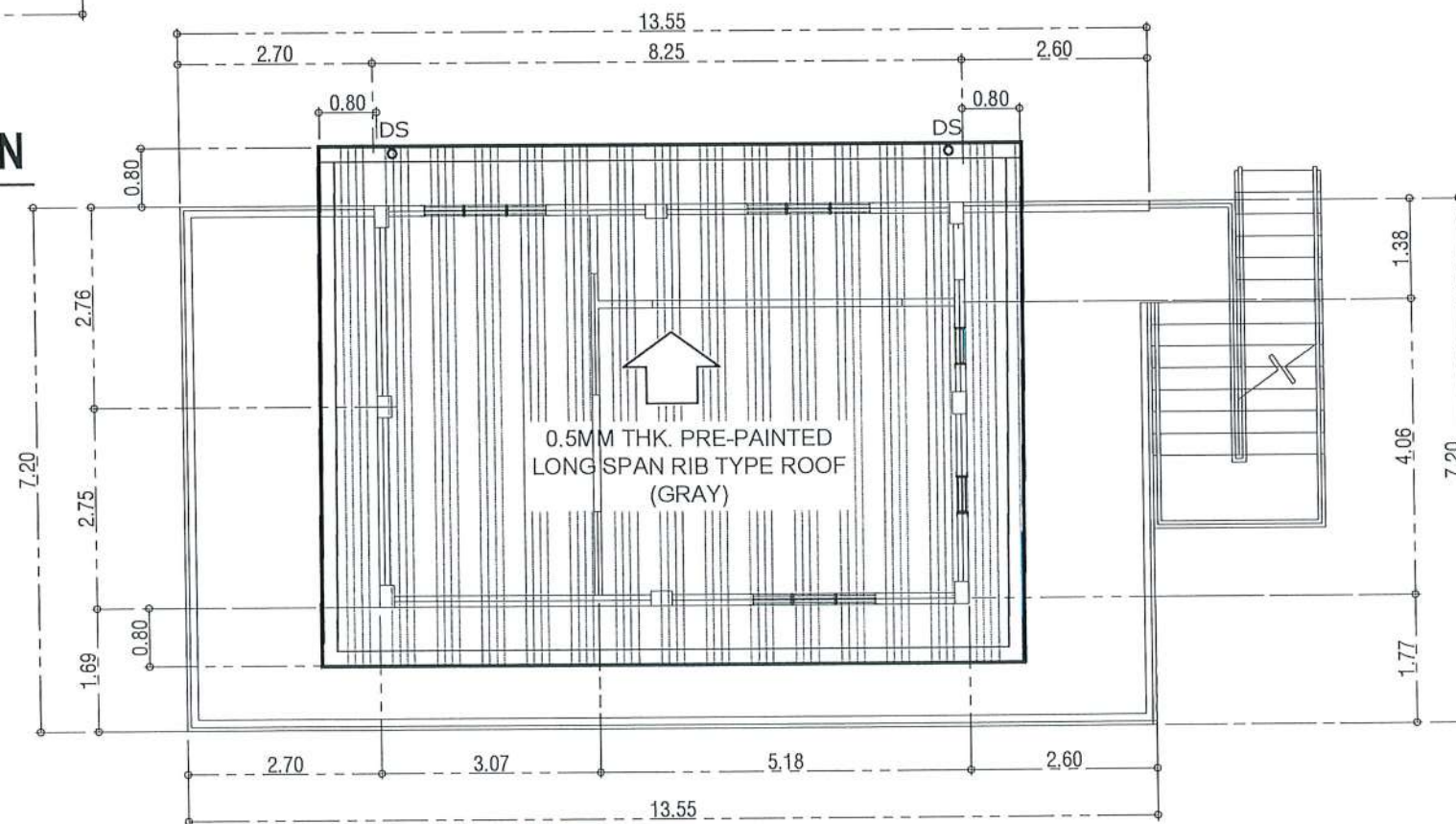
TARLAC STATE UNIVERSITY
 Facilities Development and
 Management Office
 Romulo Boulevard, Tarlac City, Philippines 2300

PROJECT TITLE: EXPANSION OF GUARD HOUSE WITH CCTV CONTROL ROOM	PREPARED BY: <i>[Signature]</i> AR. MARK ANTONY L. PUNZALAN ARCHITECT, OFDM	CERTIFIED BY: <i>[Signature]</i> AR. ARLEN M. GUIEB DIRECTOR, OFDM	REQUESTING OFFICE: <i>[Signature]</i> DR. JAYSON R. FELIX VP FOR ADMINISTRATION	RECOMMENDING APPROVAL: <i>[Signature]</i> ATTY. WILMARK J. RAMOS, DBA VP FOR ADMINISTRATION	APPROVED: <i>[Signature]</i> DR. ARNOLD E. VELASCO PRESIDENT	SHEET CONTENTS: AS SHOWN	SHEET NO: A-06
PROJECT LOCATION: SAN ISIDRO AND LUCINDA EXTENSION CAMPUS						DATE:	PAGE NO: 36/65



PROPOSED SECOND FLOOR PLAN

SCALE 1:100M



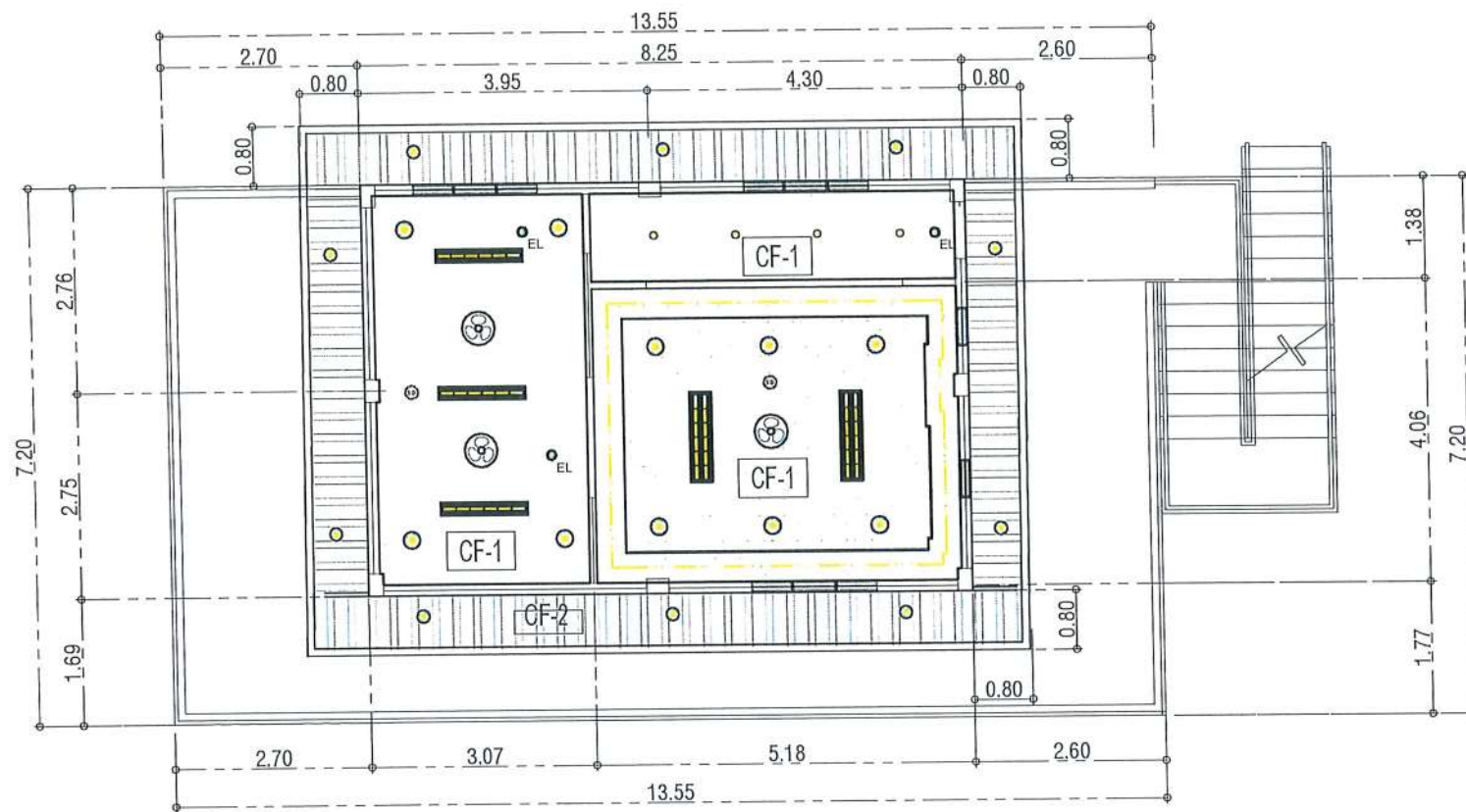
ROOF PLAN

SCALE 1:100M



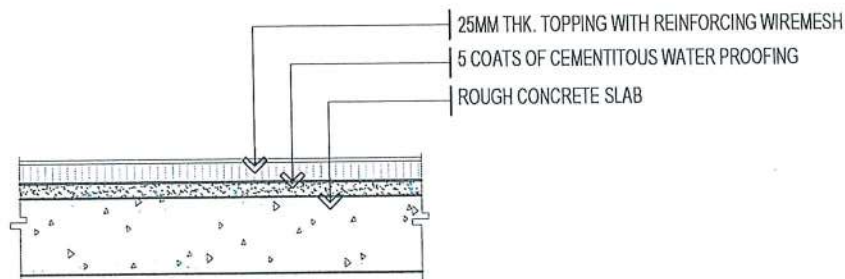
TARLAC STATE UNIVERSITY
Facilities Development and Management Office
Romulo Boulevard, Tarlac City, Philippines 2300

PROJECT TITLE: EXPANSION OF GUARD HOUSE WITH CCTV CONTROL ROOM	PREPARED BY: 	CERTIFIED BY: 	REQUESTING OFFICE: 	RECOMMENDING APPROVAL: 	APPROVED: 	SHEET CONTENTS: AS SHOWN	SHEET NO.: A-07
PROJECT LOCATION: SAN ISIDRO AND LUCINDA EXTENSION CAMPUS	AR. MARK ANTHONY L. PUNZALAN ARCHITECT/ENGINEER	AR. ARLEN M. GUIEB DIRECTOR, OFDM	DR. JAYSON R. FELIX HEAD, DSU	ATTY. WILMARK J. RAMOS, DBA VP FOR ADMINISTRATION	DR. ARNOLDO E. VELASCO PRESIDENT	DATE:	PAGE NO.: 37/65



REFLECTED CEILING PLAN

SCALE 1:100M



SECTION THRU A-A

NTS

SCHEDULE OF CEILING FINISHES:

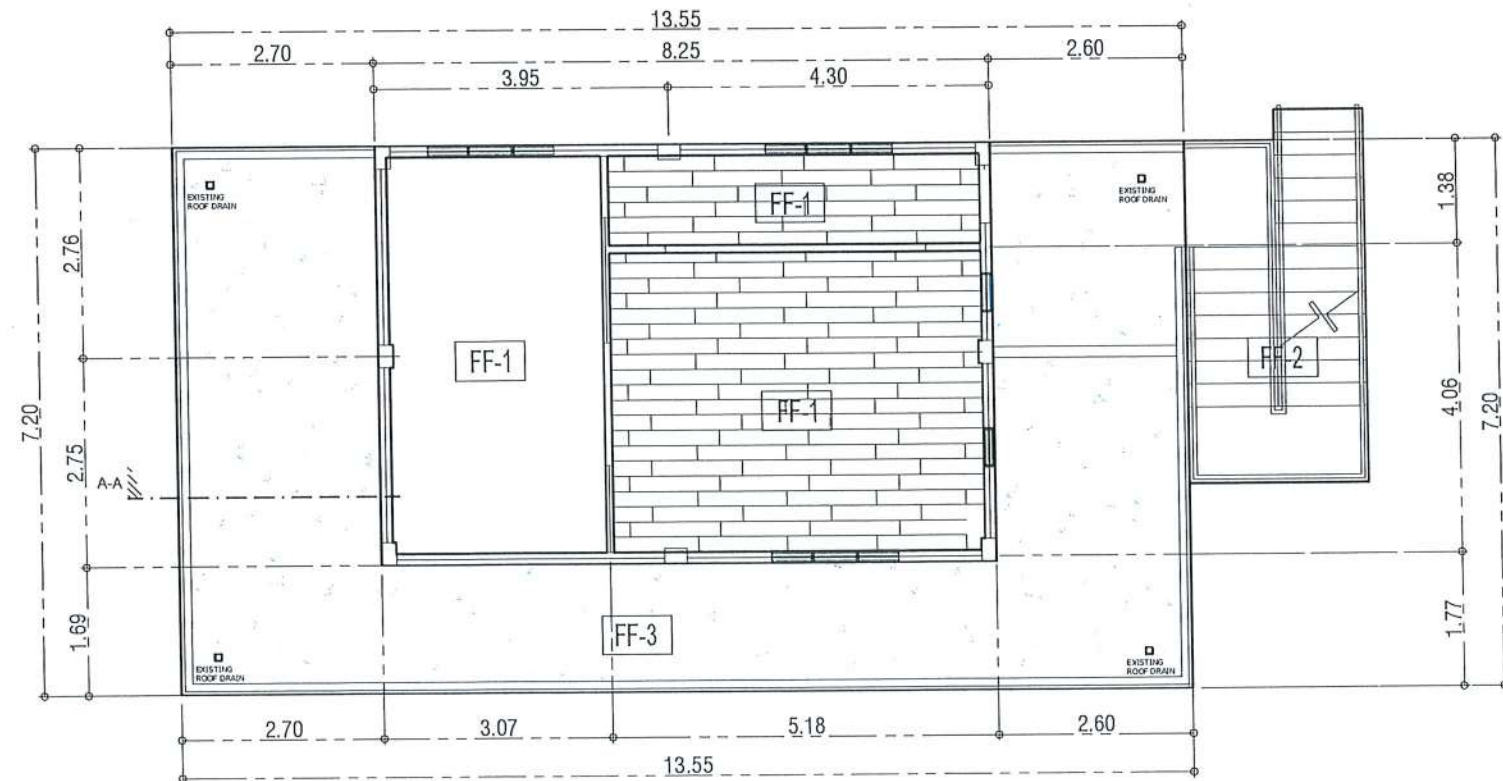
MARK	DESCRIPTION
CF-1	9MM THK. GYPSUM BOARD ON METAL FURRING FRAMING (FLAT LATEX PAINT)
CF-2	0.50 MM THK. PRE-PAINTED SPANDREL INCLUDING FRAMING AND MOULDINGS

CEILING FIXTURES:

MARK	DESCRIPTION
[Symbol]	1 X 18WATTS T8 LED TUBE IN LOUVER FIXTURE
[Symbol]	2 X 18WATTS T8 LED TUBE IN LOUVER FIXTURE
[Symbol]	18WATTS LED PANEL LIGHT
[Symbol]	12WATTS LED PANEL LIGHT
[Symbol]	7WATTS LED COB PANEL LIGHT
[Symbol]	BATTERY OPERATED SMOKE DETECTOR
EL	CEILING MOUNTED EMERGENCY LIGHT
[Symbol]	16\"/>

SCHEDULE OF FLOOR FINISHES:

MARK	DESCRIPTION
FF-1	150MM X 900MM X 3MM THK. VINYL FLOOR TILES(WOOD FINISH) ON MINIMUM 25MM THK. LEVELED CONCRETE TOPPING WITH 2\"/>



FLOOR PATTERN PLAN

SCALE 1:100M



TARLAC STATE UNIVERSITY
Facilities Development and Management Office
Romulo Boulevard, Tarlac City, Philippines 2300

PROJECT TITLE:
EXPANSION OF GUARD HOUSE WITH CCTV CONTROL ROOM

PROJECT LOCATION:
SAN ISIDRO AND LUCINDA EXTENSION CAMPUS

PREPARED BY:
AR. MARK ANTHONY PUNZALAN
ARCHITECT, OFDM

CERTIFIED BY:
AR. ARLEN M. GUIEB
DIRECTOR, OFDM

REQUESTING OFFICE:
DR. JAYSON R. MELIX
HEAD, CSU

RECOMMENDING APPROVAL:
ATTY. WILMARK J. RAMOS, DBA
VP FOR ADMINISTRATION

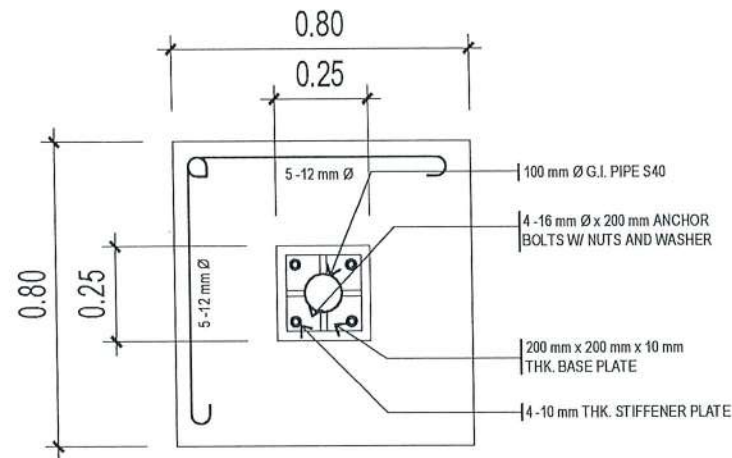
APPROVED:
DR. ARNOLD E. VELASCO
PRESIDENT

SHEET CONTENTS:
AS SHOWN

SHEET NO:
A-08

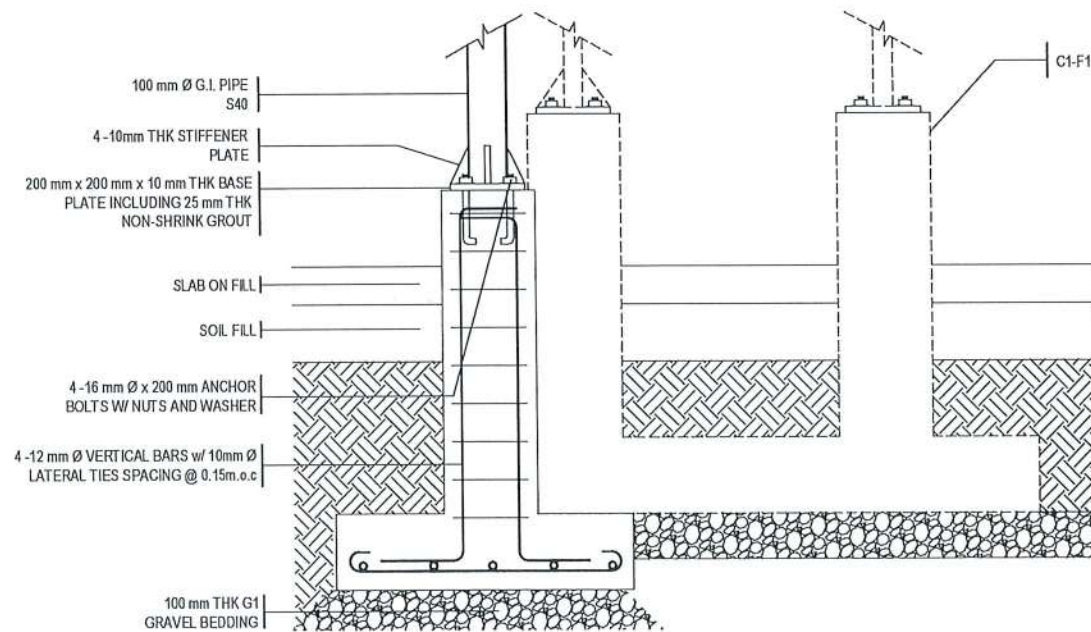
PAGE NO:
38/65

DATE:



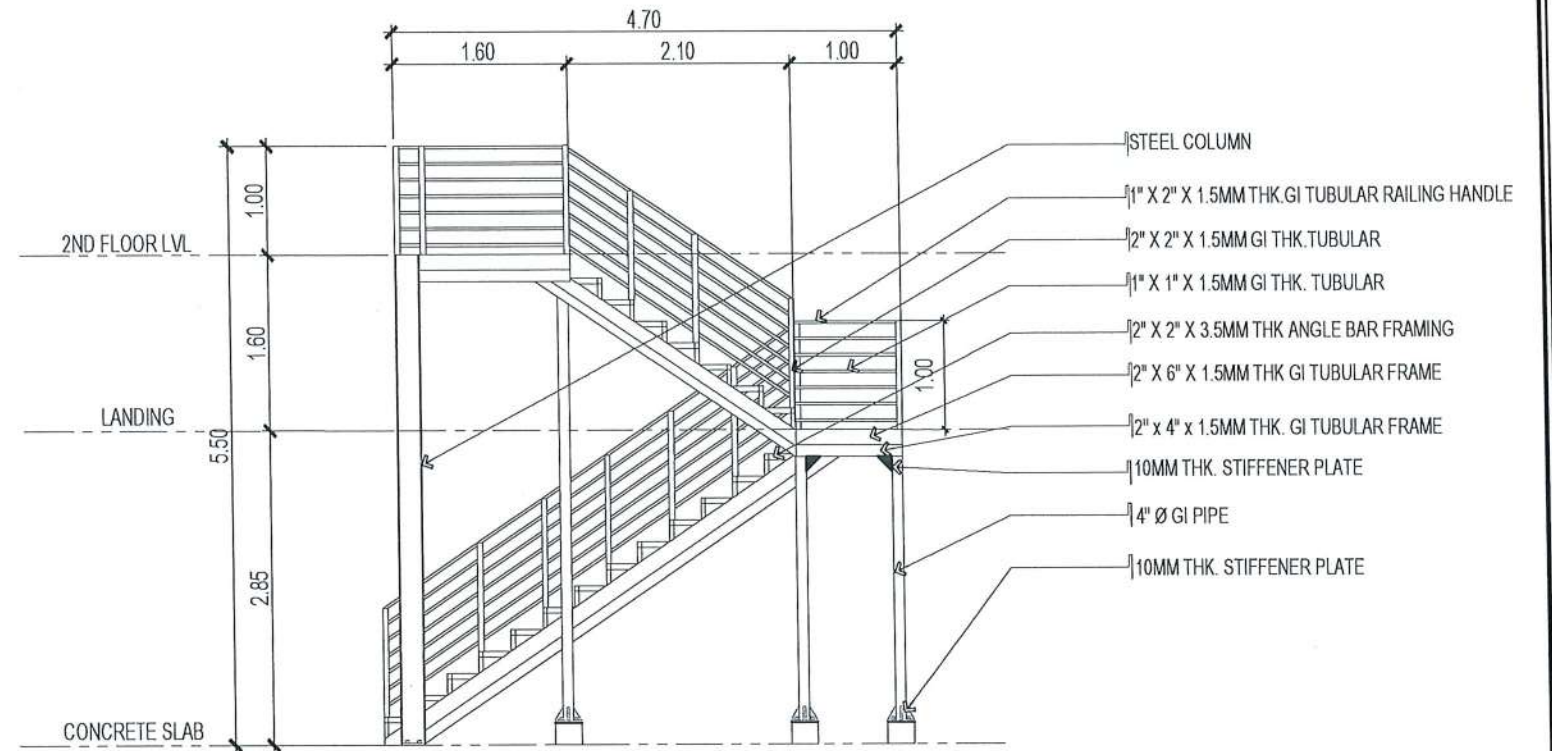
C2-F2 PLAN

SCALE 1:20 MTS



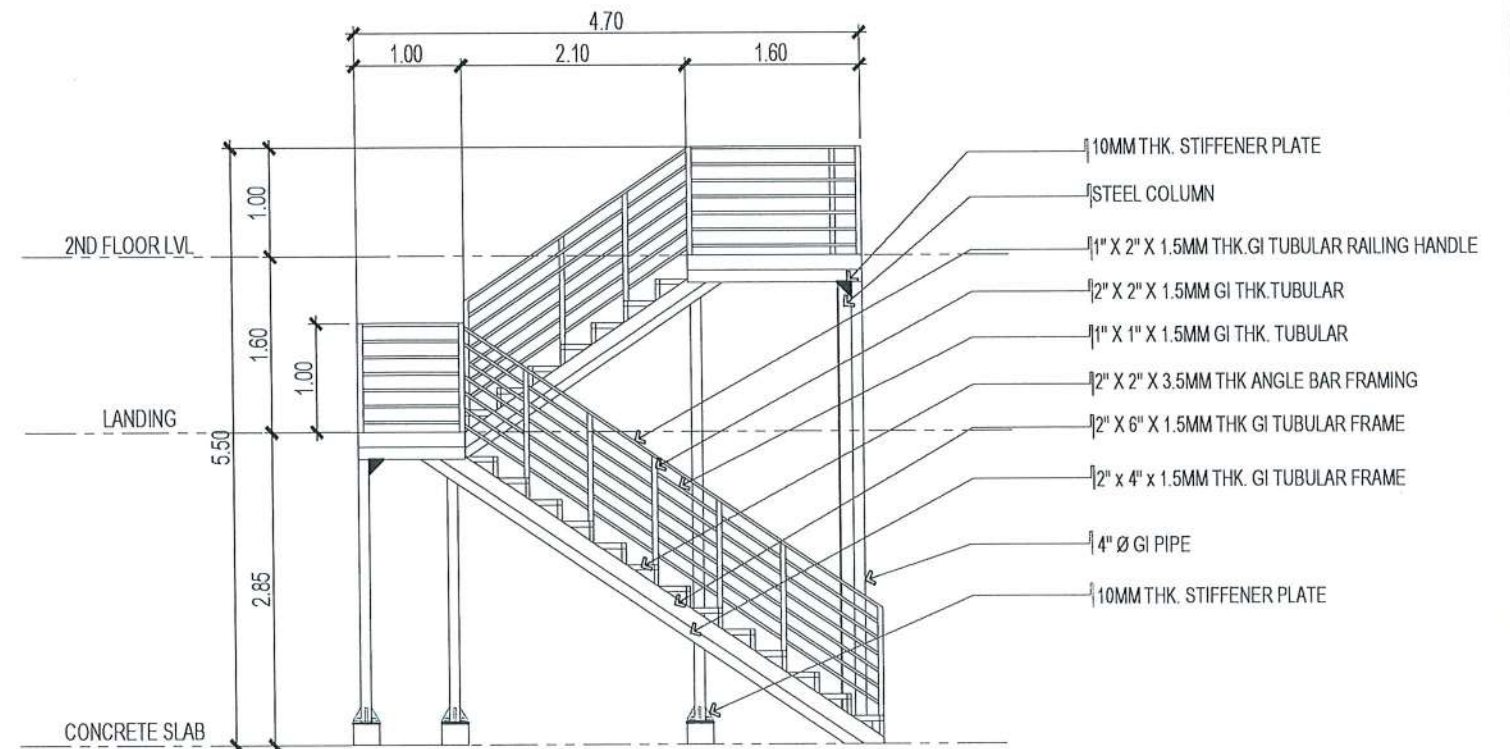
C2-F2 SECTION

SCALE 1:20 MTS



STAIR ELEVATION A

SCALE 1:70 MTS



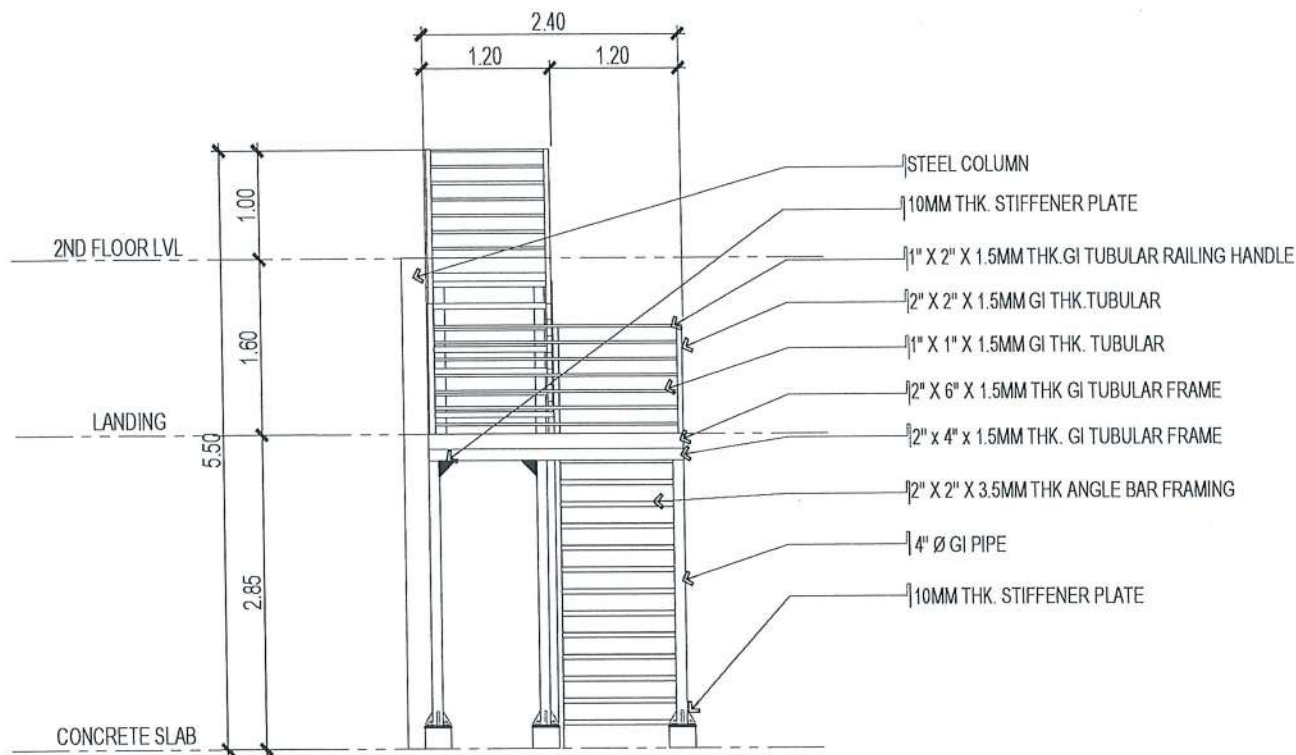
STAIR ELEVATION B

SCALE 1:70 MTS



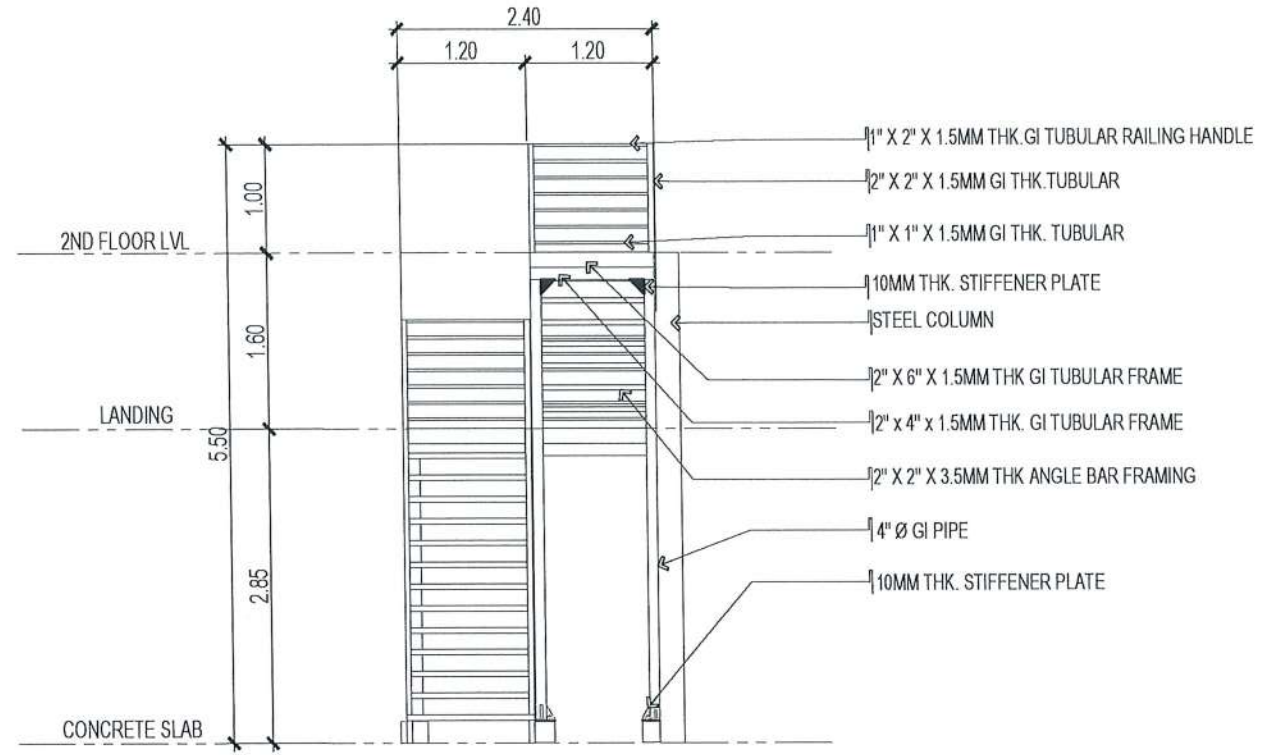
TARLAC STATE UNIVERSITY
Facilities Development and
Management Office
Romulo Boulevard, Tarlac City, Philippines 2300

PROJECT TITLE: EXPANSION OF GUARD HOUSE WITH CCTV CONTROL ROOM	PREPARED BY: AR. MARK ANTHONY PUNZALAN ARCHITECT, RUPAM	CERTIFIED BY: AR. ARLEN M. GUIEB DIRECTOR, OFDM	REQUESTING OFFICE: DR. JAYSON R. FELIK HEAD, CSU	RECOMMENDING APPROVAL: ATTY. WILMARK J. RAMOS, DBA VP FOR ADMINISTRATION	APPROVED: DR. ARNOLD E. VELASCO PRESIDENT	SHEET CONTENTS: AS SHOWN	SHEET NO.: A-14
PROJECT LOCATION: SAN ISIDRO AND LUCINDA EXTENSION CAMPUS						DATE:	PAGE NO.: 44/65



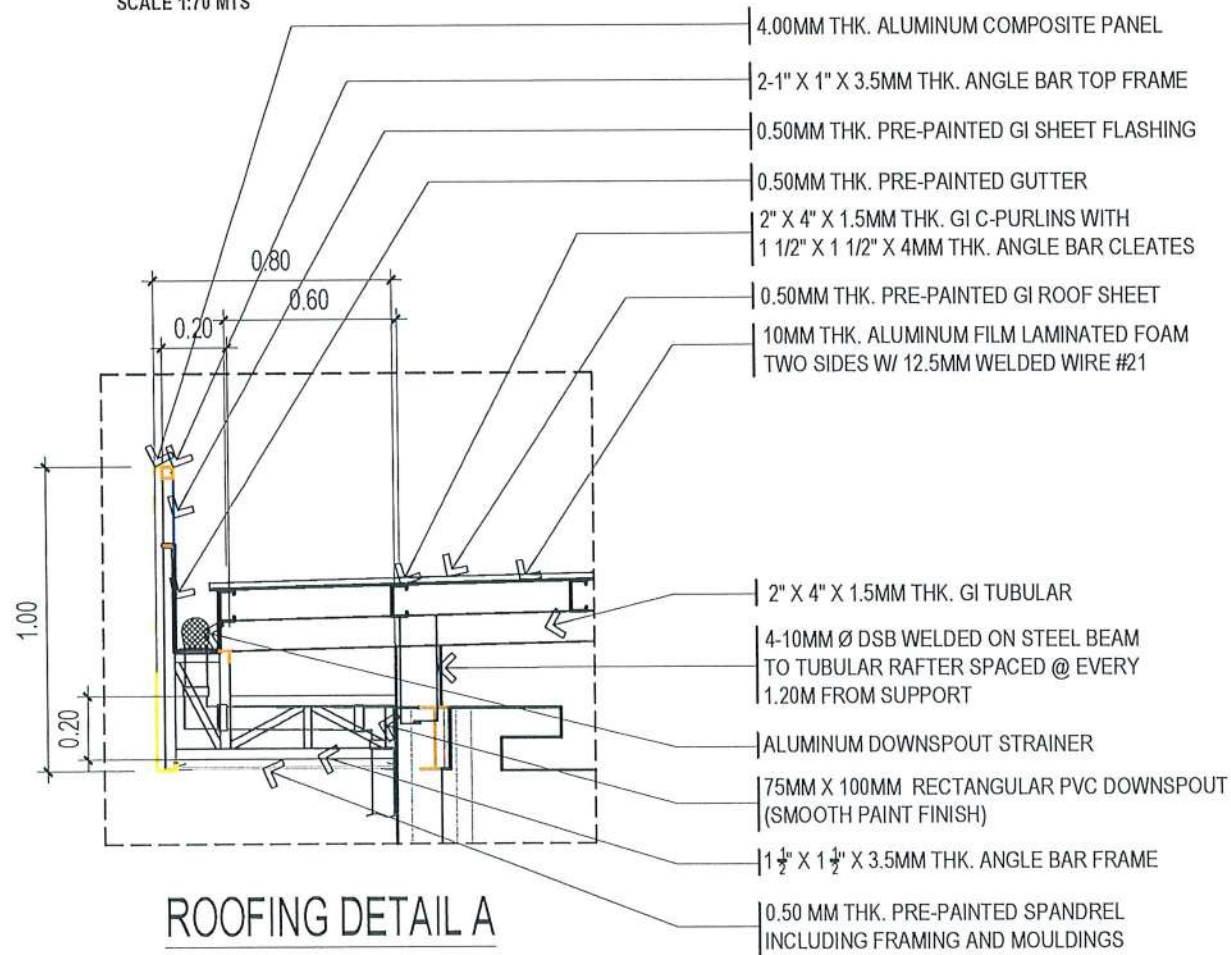
STAIR ELEVATION C

SCALE 1:70 MTS



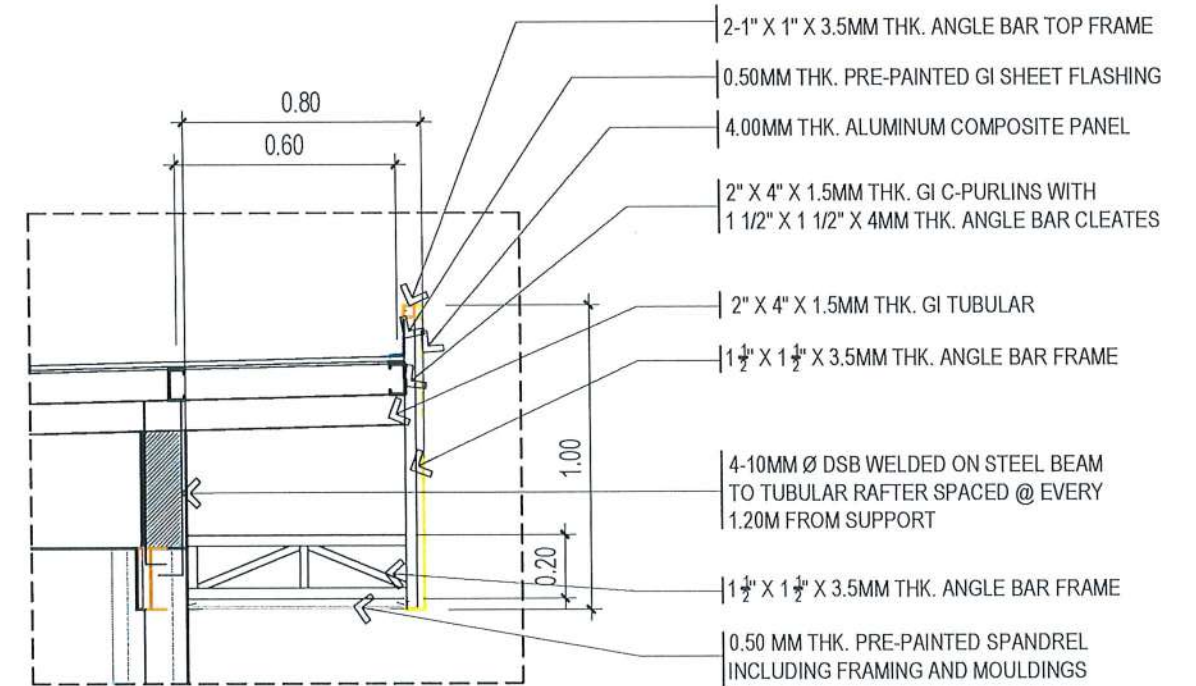
STAIR ELEVATION D

SCALE 1:70 MTS



ROOFING DETAIL A

SCALE: 1:25M



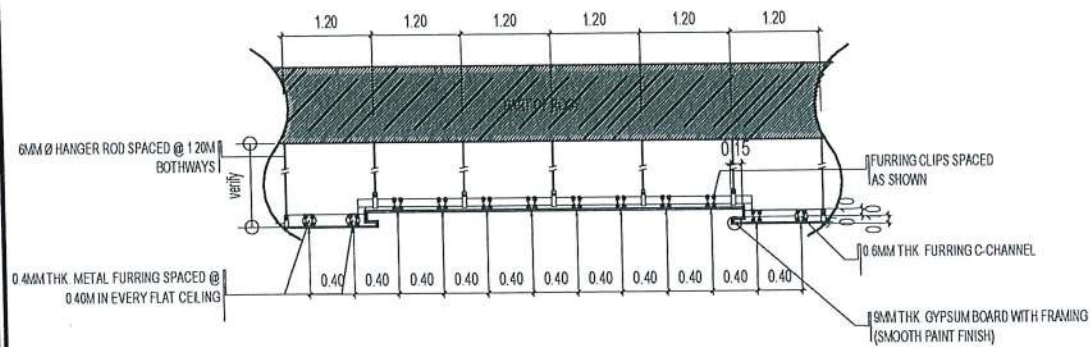
ROOFING DETAIL B

SCALE: 1:25M



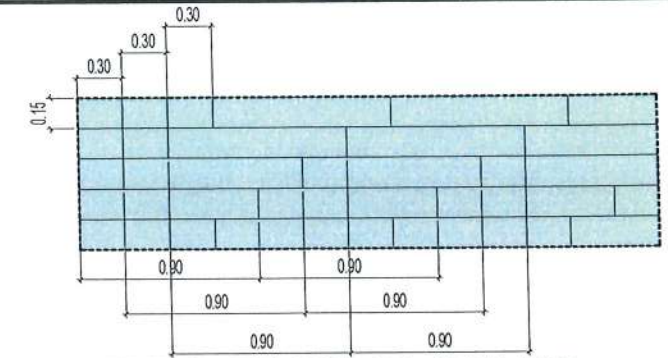
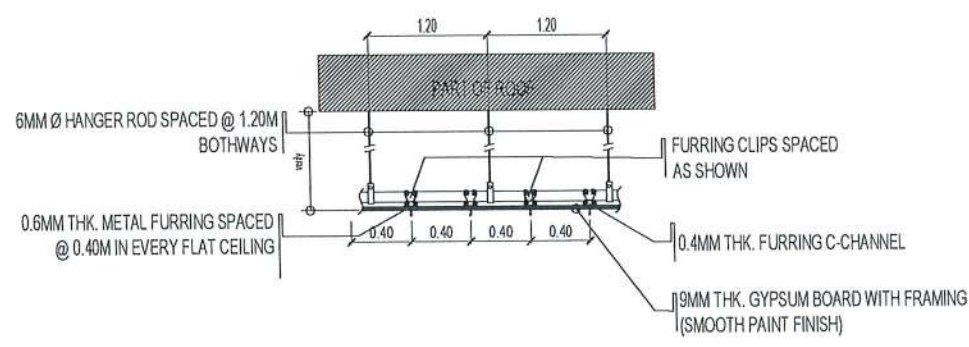
TARLAC STATE UNIVERSITY
Facilities Development and Management Office
Romulo Boulevard, Tarlac City, Philippines 2300

PROJECT TITLE: EXPANSION OF GUARD HOUSE WITH CCTV CONTROL ROOM	PREPARED BY: AR. MARK ANTHONY L. PUNZALAN ARCHITECT OF RECORD	CERTIFIED BY: AR. ARLEN M. GUIEB DIRECTOR, OFDM	REQUESTING OFFICE: DR. JASON R. FELIX HEAD, CSU	RECOMMENDING APPROVAL: ATTY. WILMARK J. RAMOS, DBA VP FOR ADMINISTRATION	APPROVED: DR. ARNOLD E. VELASCO PRESIDENT	SHEET CONTENTS: AS SHOWN	SHEET NO.: A-15
PROJECT LOCATION: SAN ISIDRO AND LUCINDA EXTENSION CAMPUS						DATE:	PAGE NO.: 45/65



CEILING SECTION DETAIL

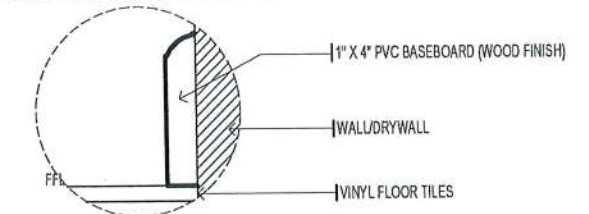
SCALE 1:75 MTS.



VINYL TILES BLOW-UP PATTERN LAYOUT

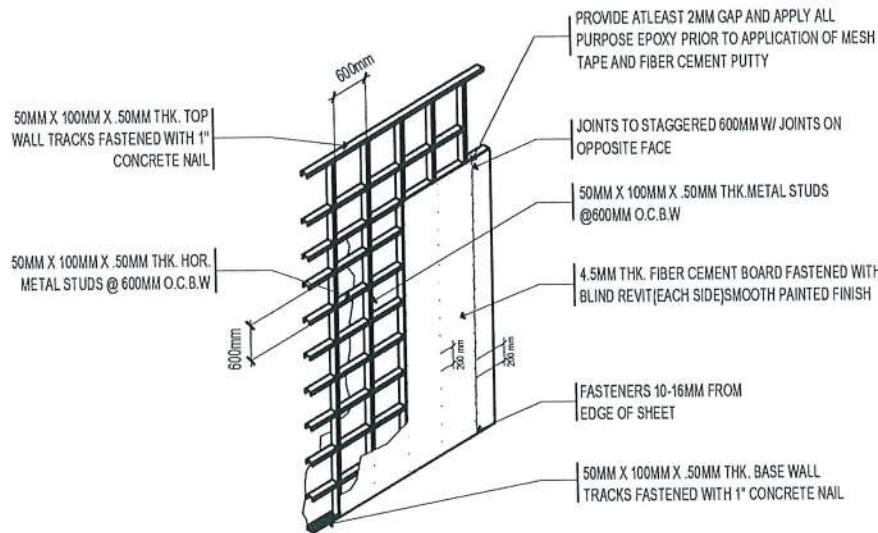
SCALE 1:50 MTS.

NOTE: KANTO MESA BASEBOARD CUT ON CORNERS



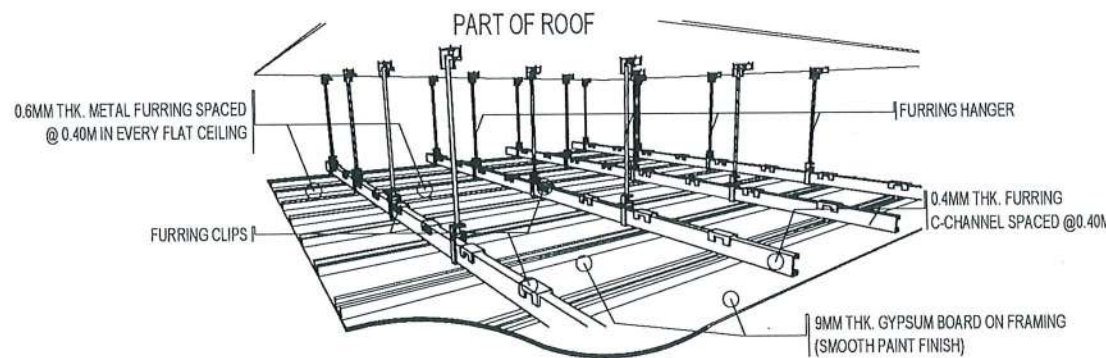
BASEBOARD DETAIL

SCALE 1:5 MTS.



DRYWALL SECTION DETAIL

NTS



CEILING ISOMETRIC DETAIL

NTS

D O O R S	D O O R S			W I N D O W S	
	D1	D2	D3	W1	W2
	2 SETS MAIN ENTRANCE CCTV CONTROL ROOM	1 SET CCTV ROOM	1 SET STAFF OFFICE	3 SETS STAFF OFFICE LOUNGE/RECEIVING AREA CCTV CONTROL ROOM	2 SETS STAFF OFFICE
	12mm THK. TEMPERED GLASS WITH FROSTED DECALS SINGLE PANEL SWING GLASS DOOR W/ CLOSER AND FD100 TOP & BOTTOM FRAME WITH S304 STAINLESS H-TYPE DOOR HANDLE AND COMPLETE ACCESSORIES	2.10m X 1.60m ANALOK ALUMINUM FRAME SLIDING DOORS WITH 6mm thk. CLEAR TEMPERED GLASS WITH FROSTED TINT AND COMPLETE ACCESSORIES	2.40m X 3.60m ANALOK ALUMINUM FRAME SLIDING AND FIXED DOOR WITH 6mm thk. CLEAR TEMPERED GLASS WITH FROSTED TINT AND COMPLETE ACCESSORIES	ANALOK (1 3/4" X 4") ALUMINUM AWNING WINDOW WITH 6mm thk. ONE WAY REFLECTIVE (INTERIOR) TEMPERED BRONZE GLASS	ANALOK (1 3/4" X 4") ALUMINUM AWNING WINDOW WITH 6mm thk. ONE WAY REFLECTIVE (INTERIOR) TEMPERED BRONZE GLASS

SCHEDULE OF DOORS AND WINDOWS

SCALE 1:100 MTS.



TARLAC STATE UNIVERSITY
Facilities Development and Management Office
Romulo Boulevard, Tarlac City, Philippines 2300

PROJECT TITLE:
EXPANSION OF GUARD HOUSE WITH
CCTV CONTROL ROOM

PROJECT LOCATION:
SAN ISIDRO AND LUCINDA EXTENSION CAMPUS

PREPARED BY:
AR. MARK ANTONIO L. PUNZALAN
ARCHITECT, OFDM

CERTIFIED BY:
AR. ARLEN M. GUIEB
DIRECTOR, OFDM

REQUESTING OFFICE:
DR. JAYSON R. FELIX
HEAD, CSU

RECOMMENDING APPROVAL:
ATTY. WILMARK J. RAMOS, DBA
VP FOR ADMINISTRATION

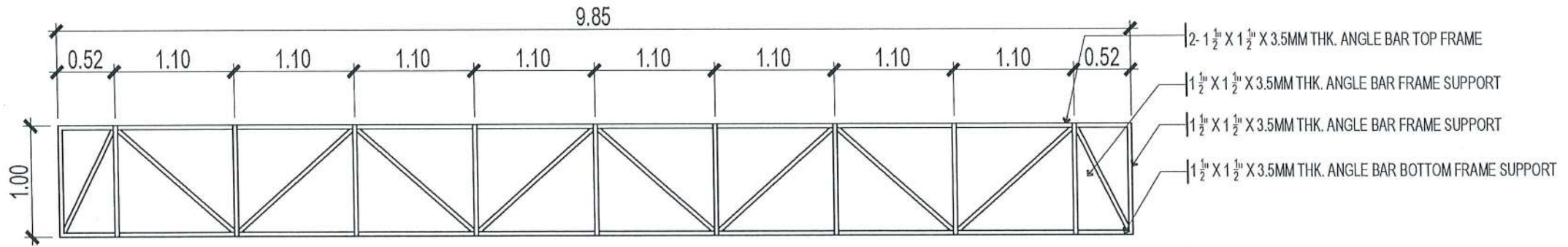
APPROVED:
DR. ARNOLD E. VELASCO
PRESIDENT

SHEET CONTENTS:
AS SHOWN

SHEET NO:
A-16

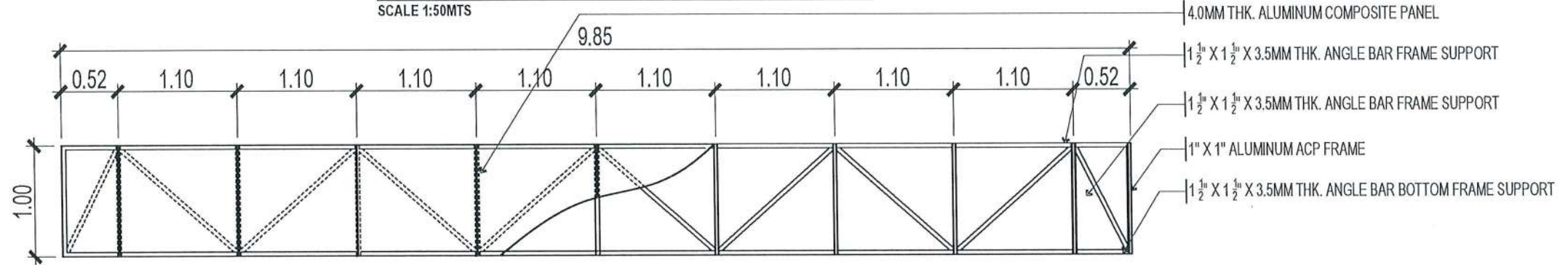
PAGE NO:
46/65

DATE:



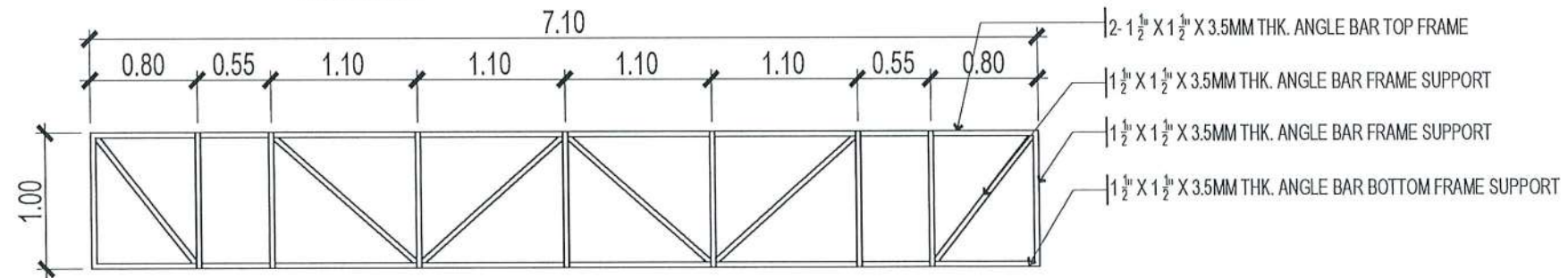
ACP MAIN FRAME DETAIL A

SCALE 1:50MTS



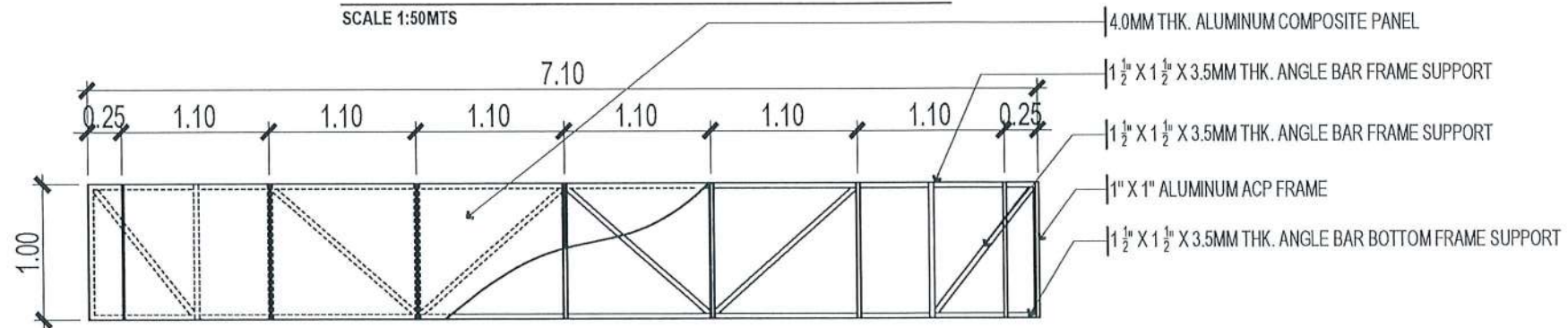
ACP SUB FRAME DETAIL A

SCALE 1:50MTS



ACP MAIN FRAME DETAIL B

SCALE 1:50MTS



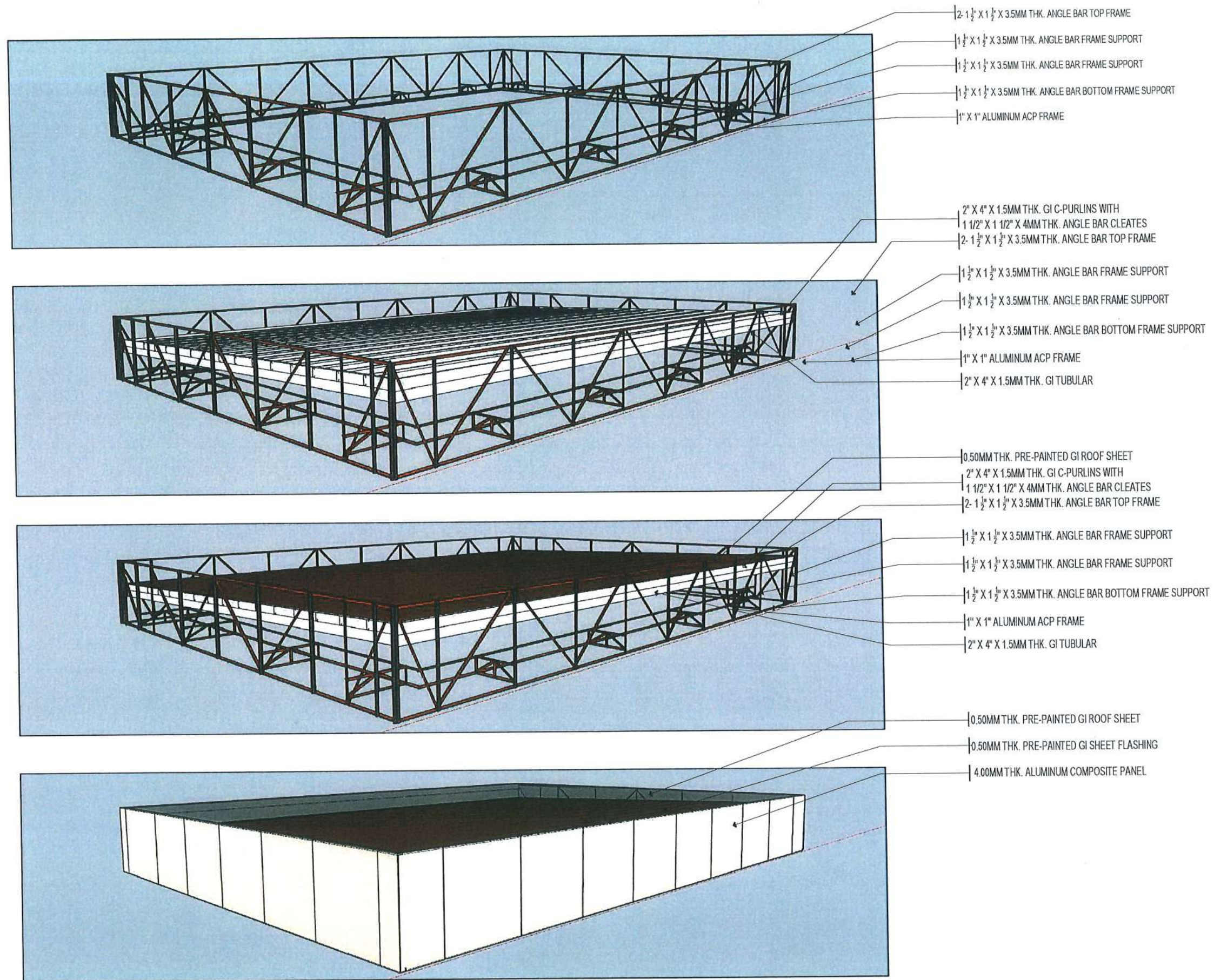
ACP SUB FRAME DETAIL B

SCALE 1:50MTS



TARLAC STATE UNIVERSITY
Facilities Development and
Management Office
Romulo Boulevard, Tarlac City, Philippines 2300

PROJECT TITLE: EXPANSION OF GUARD HOUSE WITH CCTV CONTROL ROOM	PREPARED BY: AR. MARK ANTHONY L. PUNZALAN ARCHITECT, OFDM	CERTIFIED BY: AR. ARLEN M. GUIEB DIRECTOR, OFDM	REQUESTING OFFICE: DR. JAYSAN R. FELIX HEAD, FSU	RECOMMENDING APPROVAL: ATTY. WILMARK J. RAMOS, DBA VP FOR ADMINISTRATION	APPROVED: DR. ARNOLD B. VELASCO PRESIDENT	SHEET CONTENTS: AS SHOWN DATE:	SHEET NO: A-18 PAGE NO: 48/65
--	---	---	--	--	---	--------------------------------------	--



TARLAC STATE UNIVERSITY
 Facilities Development and
 Management Office
 Romulo Boulevard, Tarlac City, Philippines 2300

PROJECT TITLE: EXPANSION OF GUARD HOUSE WITH CCTV CONTROL ROOM	PREPARED BY: AR. MARK ANTHONY L. PUNZALAN ARCHITECT, OFDM	CERTIFIED BY: AR. ARLEN M. GUIEB DIRECTOR, OFDM	REQUESTING OFFICE: DR. JAYSON R. FELIX HEAD, CSU	RECOMMENDING APPROVAL: ATTY. WILMARK J. RAMOS, DBA VP FOR ADMINISTRATION	APPROVED: DR. ARNOLD E. VELASCO PRESIDENT	SHEET CONTENTS: AS SHOWN DATE:	SHEET NO: A-19 PAGE NO: 49/65
PROJECT LOCATION: SAN ISIDRO AND LUCINDA EXTENSION CAMPUS							

STRUCTURAL - GENERAL NOTES

A. GENERAL

- A.1 THESE GENERAL NOTES ARE NOT INTENDED TO REPLACE SPECIFICATIONS. SEE SPECIFICATIONS FOR REQUIREMENTS IN ADDITION TO GENERAL NOTES. NONETHELESS, SPECIFIC NOTES AND DETAILS SHALL PRECEDE OVER GENERAL NOTES AND TYPICAL DETAILS.
- A.2 THE STRUCTURAL DRAWINGS SHALL BE UTILIZED IN CONJUNCTION WITH OTHER DESIGN DRAWINGS (ARCHITECTURAL, ELECTRICAL, PLUMBING, MECHANICAL, ETC.). IT IS THE RESPONSIBILITY OF THE CONTRACTOR TO COORDINATE THE REQUIREMENTS OF THE DRAWINGS INTO THEIR SHOP DRAWINGS AND CONSTRUCTION.
- A.3 CONTRACTOR SHALL STUDY THE DRAWINGS AND SPECIFICATIONS, VERIFY ALL DIMENSIONS, AND INSPECT THE FIELD CONDITIONS, REPORTING ANY DISCREPANCIES TO THE ARCHITECT/ENGINEER PRIOR TO PROCEEDING WITH ANY PHASE OF THE WORK.
- A.4 THE CONTRACTOR SHALL SUPERVISE AND DIRECT THE WORK AND SHALL BE RESPONSIBLE FOR ALL SAFETY PRECAUTIONS, METHODS, TECHNIQUES, SEQUENCES OR PROCEDURES REQUIRED TO PERFORM THE WORK.
- A.5 THE CONTRACTOR SHALL DETERMINE THE LOCATION OF ALL ADJACENT UNDERGROUND UTILITIES AND NOTIFY ANY CONFLICTS TO THE ARCHITECT/ENGINEER PRIOR TO COMMENCEMENT OF EXCAVATION.
- A.6 DEMOLITION OF EXISTING STRUCTURES IF ANY SHALL NOT BE COMMENCED UNTIL PROTECTIVE MEASURES ARE SET IN PLACE; PLANS, METHODS, AND SCHEDULES OF DEMOLITION SHALL BE SUBMITTED TO THE ARCHITECT/ENGINEER.
- A.7 THE STRUCTURE HAS BEEN DESIGNED TO RESIST DESIGN LOADS ONLY AS A COMPLETED STRUCTURE. APPLICATIONS OF CONSTRUCTION LOADS TO THE PARTIALLY COMPLETED STRUCTURE SHALL BE CONSIDERED BY THE CONTRACTOR AND SO INCLUDED IN THE DESIGN OF SHORING, BRACING, FORMWORK, AND ANY OTHER SUPPORTING ELEMENTS PROVIDED FOR CONSTRUCTION OF THE STRUCTURE. DURING ERECTION AND UNTIL ALL PERMANENT CONNECTIONS ARE MADE, THE CONTRACTOR MUST PROVIDE TEMPORARY BRACING FOR THE STRUCTURE.
- A.8 THE CONTRACTOR SHALL EXAMINE THE ARCHITECTURAL, ELECTRICAL, PLUMBING AND MECHANICAL DRAWINGS FOR REQUIRED OPENINGS. MOREOVER, SEE ARCHITECTURAL DRAWINGS FOR FLOOR ELEVATIONS AND LOCATION OF DEPRESSED FLOOR AREAS.
- A.9 DO NOT SCALE ANY DIMENSION FROM DRAWINGS. THE CONTRACTOR SHALL REQUEST FROM THE ARCHITECT/ENGINEER THE NECESSARY DIMENSIONS NOT SHOWN ON THE DRAWINGS.
- A.10 SHOP DRAWINGS OF STRUCTURAL ITEMS FOR STEEL AND CONCRETE MEMBERS SHALL BE SUBMITTED TO THE ARCHITECT/ENGINEER FOR APPROVAL PRIOR TO THE FABRICATION AND CONSTRUCTION.

B. REFERENCES

- B.1 ALL CONCRETE WORKS SHALL BE DONE IN ACCORDANCE WITH:
 - THE BUILDING CODE REQUIREMENTS FOR STRUCTURAL CONCRETE (ACI 318-14)
 - DETAILS AND DETAILING OF CONCRETE REINFORCEMENT (ACI 315-99)
 - JOINTS IN CONCRETE CONSTRUCTION (ACI 224.3R-95)
- B.2 ALL STRUCTURAL STEEL WORKS SHALL DONE IN ACCORDANCE WITH:
 - SPECIFICATION FOR STRUCTURAL STEEL BUILDING (ANSI/AISC 360-16)
 - STEEL CONSTRUCTION MANUAL, 14TH EDITION

C. CONCRETE

- C.1 UNLESS OTHERWISE INDICATED IN PLANS OR NOTED IN THE STRUCTURAL SPECIFICATIONS, THE MINIMUM 28th DAYS COMPRESSIVE CYLINDER STRENGTH OF CONCRETE WITH CORRESPONDING MAXIMUM AGGREGATE SIZE AND SLUMP SHALL BE AS FOLLOWS:

ELEMENT	28 th DAY STRENGTH	MAX. AGGREGATE SIZE	SLUMP
FOUNDATION & WALLS	3000 PSI	3/4 in.	4 in.
COLUMNS & PEDESTALS	3000 PSI	3/4 in.	4 in.
BEAMS & GIRDERS	3000 PSI	3/4 in.	4 in.
SUSPENDED SLABS	3000 PSI	3/4 in.	4 in.
SLAB ON GRADE	2500 PSI	1 in.	4 in.
NON-STRUCTURAL ELEMENTS	2500 PSI	3/4 in.	4 in.
- C.2 CONCRETE-MIX DESIGNS ALONG WITH TEST DATA SHALL BE SUBMITTED BY THE CONTRACTOR PRIOR TO CONCRETE POURING.
- C.3 PRIOR TO PLACING OF CONCRETE, ALL REINFORCING STEEL BARS, ANCHOR BOLTS, DOWELS, EMBEDDED STRUCTURAL STEELS, PLATES, OR OTHER INSERTS, SHALL BE SECURED IN POSITION AND APPROVED BY THE ENGINEER.
- C.4 CONCRETE SHALL BE DEPOSITED IN ITS FINAL POSITION WITHOUT SEGREGATION, REHANDLING OR FLOWING. PLACING SHALL BE DONE PROPERLY WITH BUGGIES, BUCKETS OR WHEEL-BORROWS.

- C.5 NO DEPOSITING OF CONCRETE SHALL BE ALLOWED WITHOUT THE USE OF VIBRATORS UNLESS AUTHORIZED BY THE ENGINEER.
- C.6 ALL CONCRETE SHALL BE CURED IMMEDIATELY AFTER FINISHING OPERATIONS BY KEEPING THE CONCRETE ELEMENT MOIST FOR AT LEAST 7 DAYS OR APPLYING LIQUID CURING COMPOUND.
- C.7 CONCRETE CYLINDERS SHALL BE FABRICATED PER EACH 40 CU.M. OR FRACTION THEREOF MIXED EACH DAY FOR EACH CLASS CONCRETE PLACED FOR EACH STRUCTURE.
- C.8 GROUT UNDER BASE PLATES SHALL BE APPROVED NON-SHRINK WITH STRENGTH AT LEAST EQUAL TO THE MATERIAL ON WHICH IT IS PLACED.

D. REINFORCING BARS

- D.1 REINFORCING BARS SHALL BE DEFORMED BARS CONFORMING TO ASTM 615 AS FOLLOWS:

DIAMETER	GRADE
10mmØ	GRADE 40 (276 MPa)
12mmØ	GRADE 40 (276 MPa)
16mmØ & ABOVE	GRADE 60 (420 MPa)
- D.2 USE GAUGE #16 OR HEAVIER FOR TIE WIRE.
- D.3 NO BARS PARTIALLY EMBEDDED IN CONCRETE SHALL BE FIELD BENT, EXCEPT AS SHOWN ON PLANS OR PERMITTED BY THE ENGINEER.
- D.4 BARS SHALL NOT BE WELDED UNLESS AUTHORIZED BY THE ENGINEER.
- D.5 ALL REINFORCING BARS SHALL BE CLEANED THOROUGHLY OF ALL LOOSE RUST, SOIL OR OTHER MATERIAL PRIOR TO CONCRETE POURING.
- D.6 MAINTAIN MINIMUM CONCRETE COVER TO TRAVERSE BARS AS FOLLOWS:

ELEMENT	CONCRETE COVER
BELOW GRADE - FOUNDATIONS & WALLS	75mm
BELOW GRADE - COLUMNS, BEAMS, GIRDERS & PEDESTALS	75mm
ABOVE GRADE - COLUMNS, BEAMS, GIRDERS & PEDESTALS	50mm
ABOVE GRADE - SUSPENDED SLABS AND WALLS	20mm
SLAB ON GRADE	40mm
- D.7 ALL LAP SPLICES OF REBARS SHALL CONFORM TO CLASS B TENSION LAP SPLICE AS SHOWN ON THE LAP SPLICE SCHEDULE, UNLESS NOTED OTHERWISE.
- D.8 ALL HOOK ENDS SHOWN ON THE DRAWINGS SHALL BE STANDARD HOOKS. ALL STIRRUPS/TIES SHALL HAVE 135° SEISMIC HOOKS, UNLESS NOTED OTHERWISE. CROSS TIES SHALL HAVE STANDARD 90° HOOK ON ONE END AND 135° SEISMIC HOOK ON THE OTHER END.
- D.9 CONSECUTIVE CROSS TIES WITH 90° AND 135° HOOK ENDS SHALL BE ALTERNATED.

E. FORMS AND SHORES

- E.1 FORMS AND SHORES SHALL BE DESIGNED TO CARRY THE LOADS COMING ONTO OR AGAINST THEM WITHOUT EXCESSIVE DEFLECTION.
- E.2 STRIPPING OF FORMS AND SHORES SHALL BE AS FOLLOWS:

FOUNDATION	1 DAY
WALLS & COLUMNS	2 DAYS
BEAMS	14 DAYS
SUSPENDED SLABS EXCEPT WHEN ADDITIONAL LOADS ARE IMPOSED	14 DAYS

F. MASONRY

- F.1 ALL MASONRY UNITS SHALL BE APPROVED QUALITY, SOUND, FREE FROM CRACKS AND OTHER IMPERFECTIONS.
- F.2 NON-LOAD BEARING CONCRETE HOLLOW BLOCKS SHALL BE USED WITH A MINIMUM COMPRESSIVE STRENGTH OF 500 PSI.

- F.3 METHOD OF SAMPLING FOR QUALITY TEST SHALL BE ONE (1) QUALITY TEST FOR EVERY 10,000 UNITS OR FRACTION THEREOF, WITH THREE (3) SPECIMENS FOR COMPRESSION TEST.







- F.4 CHB WALLS SHALL BE REINFORCED AS FOLLOWS:

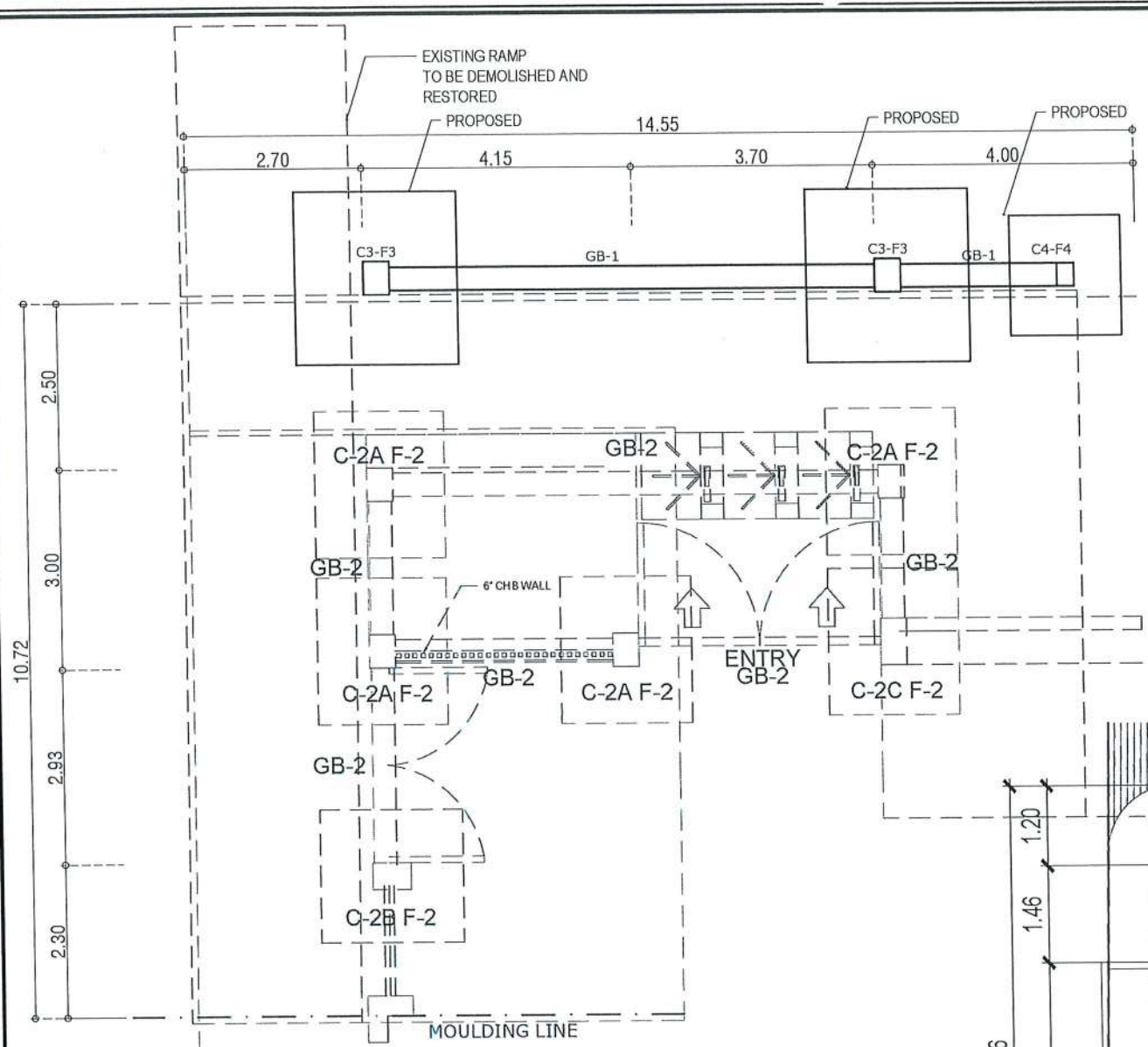
THICKNESS	HORIZONTAL REINFORCEMENT	VERTICAL REINFORCEMENT
100mm	10mmØ @ 600mm O.C.	10mmØ @ 600mm O.C.
125mm	10mmØ @ 600mm O.C.	10mmØ @ 600mm O.C.
150mm	10mmØ @ 400mm O.C.	10mmØ @ 400mm O.C.
200mm	10mmØ @ 400mm O.C.	10mmØ @ 400mm O.C.

- F.5 ALL MASONRY WORKS SHALL BE LAID TRUE TO LINE, LEVEL, PLUMB AND NEAT IN ACCORDANCE WITH THE PLANS. DAMAGED UNITS SHALL NOT BE USED. UNITS SHALL BE CUT ACCURATELY TO FIT ALL PLUMBING DUCTS, AND OPENING FOR ELECTRICAL WORKS; ALL HOLES SHALL BE NEATLY PATCHED.
- F.6 NO CONSTRUCTION SUPPORT SHALL BE ATTACHED TO THE CHB WALL EXCEPT WHERE SPECIFICALLY PERMITTED BY THE ENGINEER.
- F.7 UNITS SHALL BE PLACED WHILE THE MORTAR IS SOFT AND PLASTIC, AND SHALL BE USED WITHIN 2.5 HOURS OF INITIAL MIXING. MORTAR THAT HAS STIFFENED SHOULD NOT BE USED. ANY UNIT DISTURBED TO THE EXTENT THAT THE INITIAL BOND IS BROKEN AFTER INITIAL POSITIONING SHALL BE REMOVED AND RE-LAID IN FRESH MORTAR.
- F.8 MORTAR FOR CELLS OF CONCRETE HOLLOW BLOCKS SHALL CONSIST OF ONE (1) PART CEMENT TO THREE (3) PARTS SAND BY VOLUME WITH SUFFICIENT WATER. IT SHALL BE A WORKABLE CEMENT-SAND MIXTURE ATTAINING A 28th DAY COMPRESSIVE STRENGTH OF 1500 PSI.
- F.9 ALL CELLS OF CHB UNITS SHALL BE FULLY GROUTED.
- F.10 WHERE CHB WALLS ADJOIN COLUMNS, BEAMS, AND WALLS, DOWELS WITH THE SAME SIZE AS THE VERTICAL OR HORIZONTAL REINFORCEMENTS SHALL BE PROVIDED.
- F.11 MORTAR FOR PLASTERING SHALL BE PROPORTIONED ONE (1) PART CEMENT TO TWO (2) PARTS SAND WITH SUFFICIENT WATER.

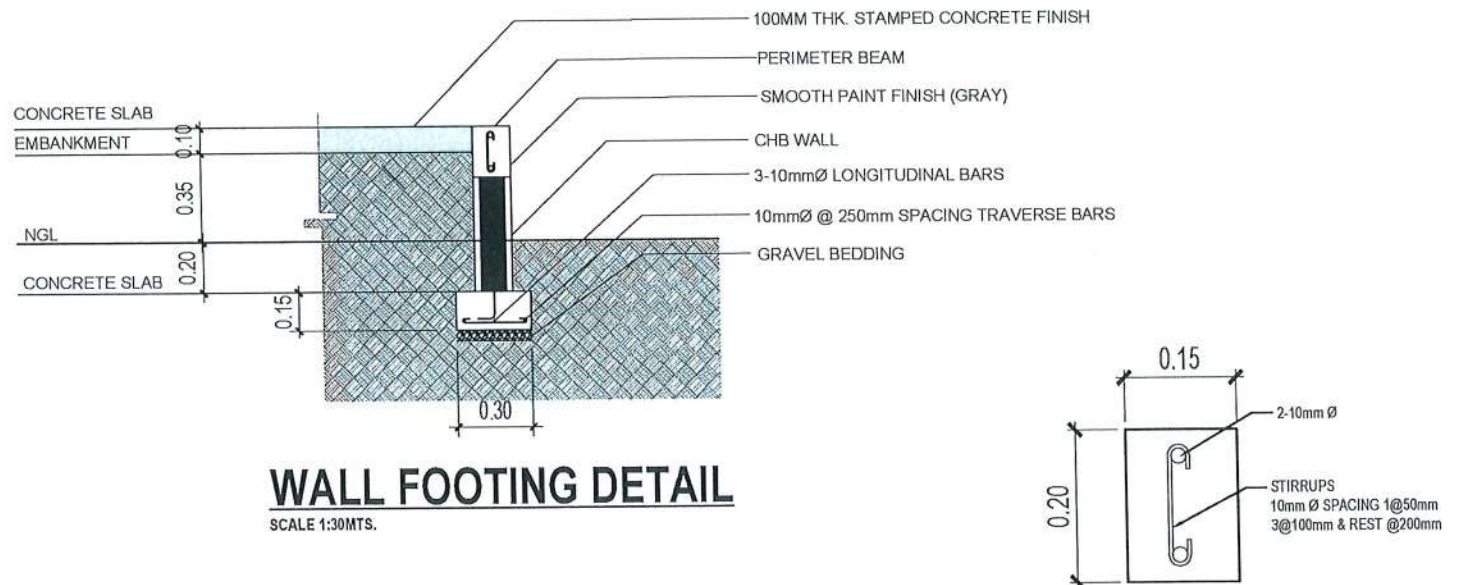
G. STRUCTURAL STEEL

- G.1 ALL STRUCTURAL STEELS SHALL CONFORM TO ASTM A36 HAVING A MINIMUM YIELD STRENGTH OF 36 KSI, UNLESS NOTED OTHERWISE.
- G.2 ANCHOR BOLTS SHALL CONFORM TO ASTM F1554.
- G.3 HIGH STRENGTH BOLTS SHALL BE USED SHALL CONFORM TO ASTM A325 OR ASTM A490.
- G.4 ALL WASHERS SHALL CONFORM TO ASTM F436.
- G.5 ALL NUTS SHALL SHALL CONFORM TO ASTM A563.
- G.6 USE E70XX OR E71XX, 70 KSI STRENGTH ELECTRODES, UNLESS NOTED OTHERWISE. TEMPORARY WELDS AND ASSEMBLY ATTACHMENTS SHALL BE KEPT TO A MINIMUM
- G.7 WELDING SHALL BE DONE IN ACCORDANCE WITH APPROPRIATE WELD PROCEDURE SPECIFICATIONS (WPS).
- G.8 WELDING SHALL CONFORM TO BE DONE WITH AMERICAN WELDING SOCIETY (AWS) STANDARDS.
- G.9 FABRICATORS SHALL BE QUALIFIED WELDERS WITH AUTHENTIC CERTIFICATES.
- G.10 SPLICING OF STRUCTURAL STEEL MEMBERS IS PROHIBITED WITHOUT PRIOR APPROVAL OF THE ENGINEER AS TO LOCATION AND TYPE OF SPLICE TO BE MEMBER. ANY MEMBER HAVING A SPLICE NOT SHOWN AND DETAILED ON SHOP DRAWINGS WILL BE REJECTED.
- G.11 THE CONTRACTOR SHALL SUBMIT SHOP DRAWINGS TO THE ENGINEER FOR APPROVAL PRIOR TO THE FABRICATION AND ERECTION.
- G.12 STEEL MEMBERS TO BE ENCASE IN CONCRETE SHALL NOT BE PAINTED. ALL EXPOSED STRUCTURAL STEEL MEMBERS SHALL HAVE AT LEAST TWO COATS OF APPROVED PRIMER PAINT.
- G.13 CONTRACTOR SHALL PROVIDE TEMPORARY BRACING AND SAFETY PROTECTION FOR ERECTION.

 <p>TARLAC STATE UNIVERSITY Facilities Development and Management Office Romulo Boulevard, Tarlac City, Philippines 2300</p>	PROJECT TITLE: EXPANSION OF GUARD HOUSE WITH CCTV CONTROL ROOM	PREPARED BY:  ENGR. ALEXANDER JHON S. TABAQUERO CIVIL ENGINEER, OFDM	CERTIFIED BY:  AR. ARLEN M. GUIEB DIRECTOR, OFDM	REQUESTING OFFICE:  DR. JAYSON R. VELASCO HEAD, CSU	RECOMMENDING APPROVAL:  ATTY. WILMARK J. RAMOS, DBA VP FOR ADMINISTRATION	APPROVED:  DR. ARNOLD E. VELASCO PRESIDENT	SHEET CONTENTS: AS SHOWN	SHEET NO: S-01
	PROJECT LOCATION: SAN ISIDRO AND LUCINDA EXTENSION CAMPUS							PAGE NO: 50/65
								DATE:



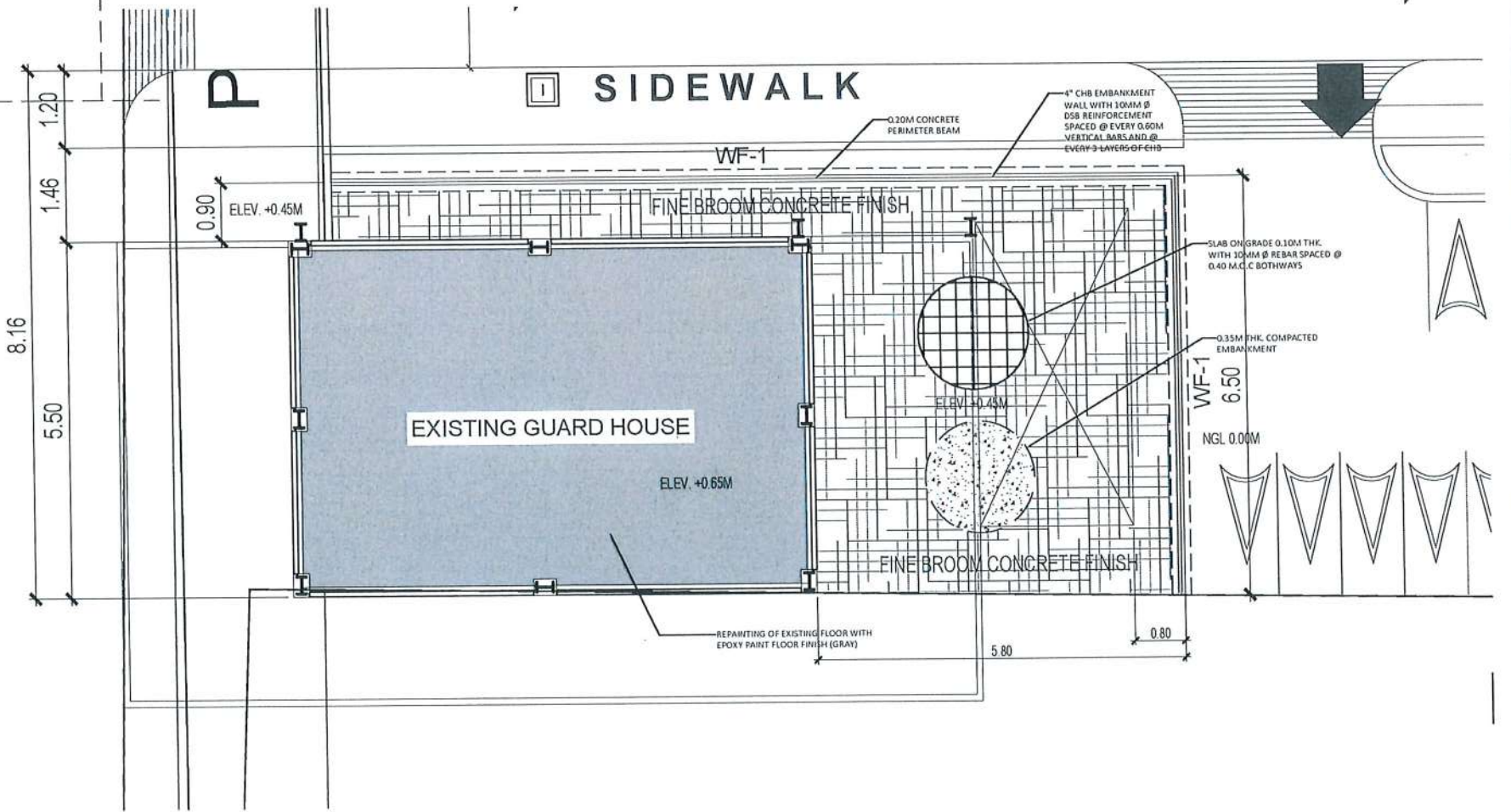
EXISTING FOUNDATION PLAN
SCALE 1:100M



WALL FOOTING DETAIL
SCALE 1:30MTS.

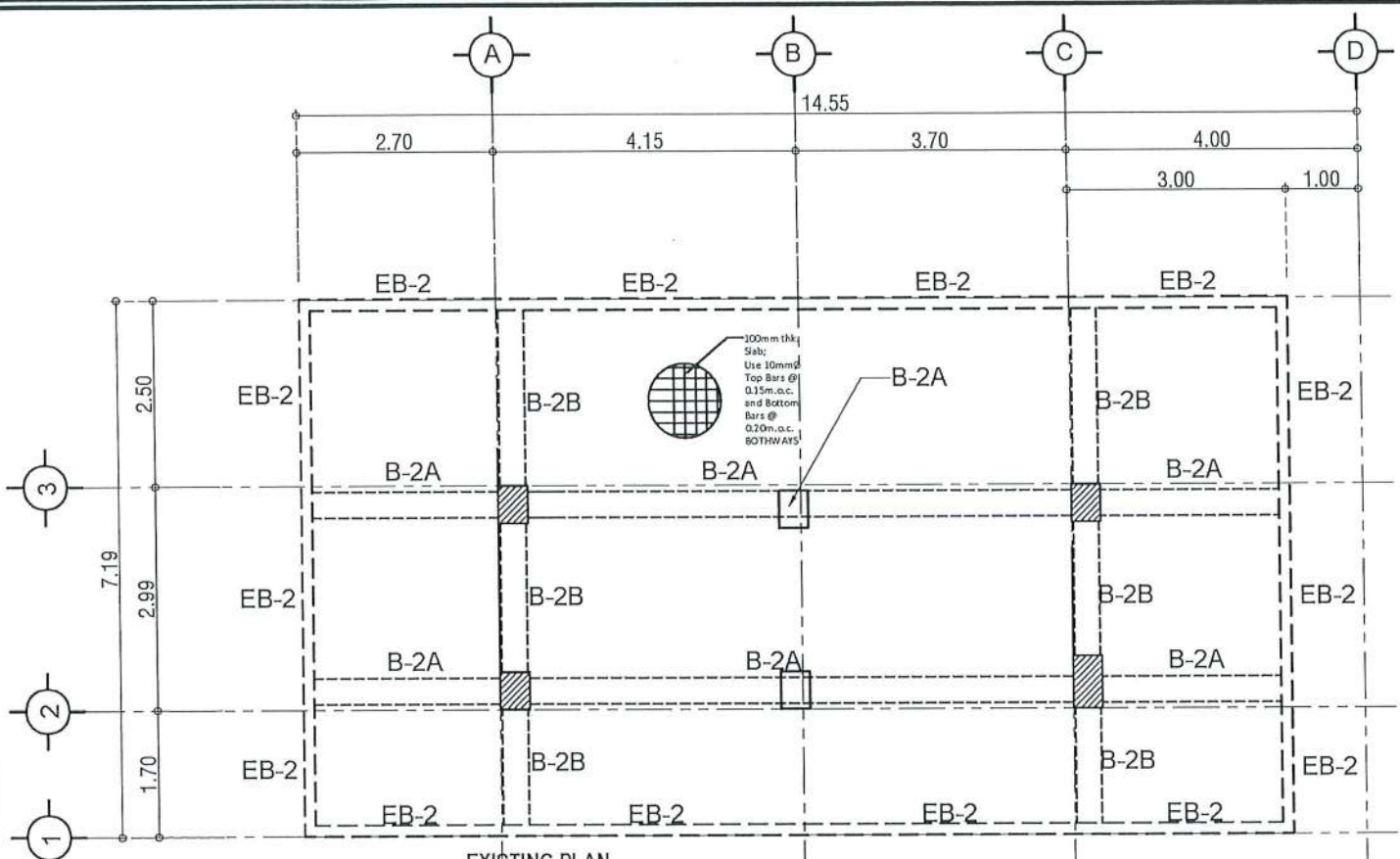
PERIMETER BEAM SECTION
SCALE 1:20MTS.

NOTE: EACH LAYER SHALL BE COMPACTED TO MINIMUM OF 98% EXCEPT TO THE LAST 300MM UP TO THE FINISHED GRADE SHALL BE COMPACTED TO 100%.

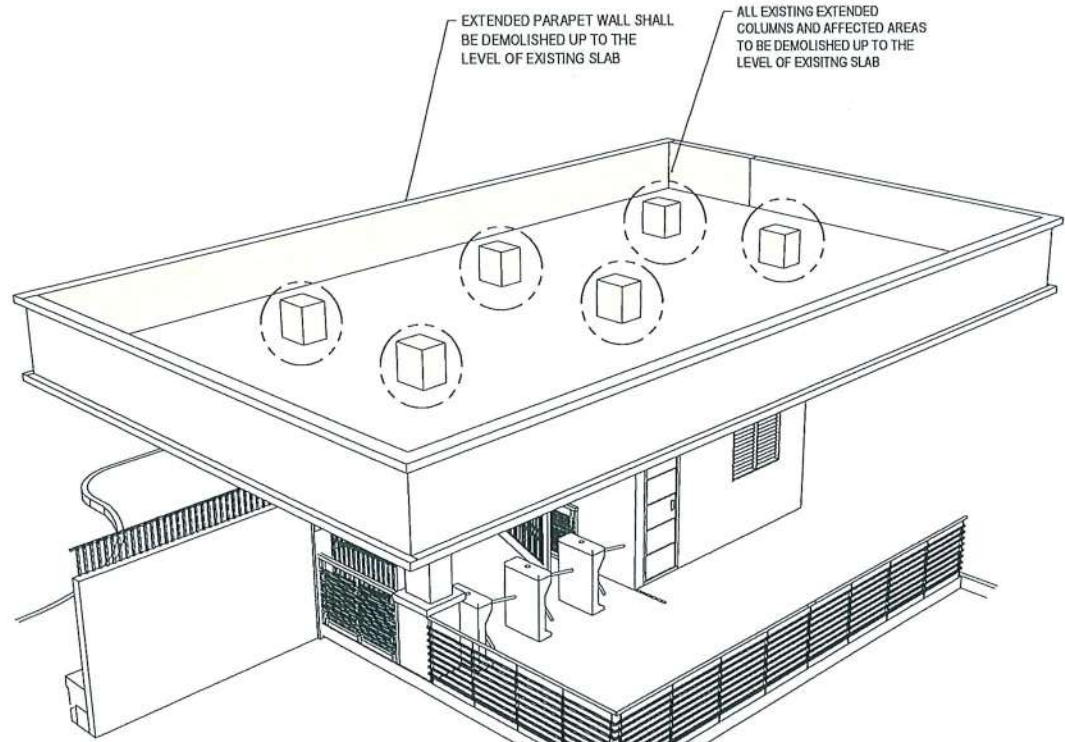


SITE DEVELOPMENT PLAN
SCALE 1:100M

<p>TARLAC STATE UNIVERSITY Facilities Development and Management Office Romulo Boulevard, Tarlac City, Philippines 2300</p>	PROJECT TITLE:	EXPANSION OF GUARD HOUSE WITH CCTV CONTROL ROOM	PREPARED BY:	ENGR. ALEXANDER JHON S. TABAQUERO CIVIL ENGINEER, OFDM	CERTIFIED BY:	AR. ARLEN M. GUIEB DIRECTOR, OFDM	REQUESTING OFFICE:	DR. JAYSON R. FELIX I.E.D., CSU	RECOMMENDING APPROVAL:	ATTY. WILMARK J. RAMOS, DBA VP FOR ADMINISTRATION	APPROVED:	DR. ARNOLD E. VELASCO PRESIDENT	SHEET CONTENTS:	AS SHOWN	SHEET NO.:	S-02
	PROJECT LOCATION:	SAN ISIDRO AND LUCINDA EXTENSION CAMPUS														
	DATE:															

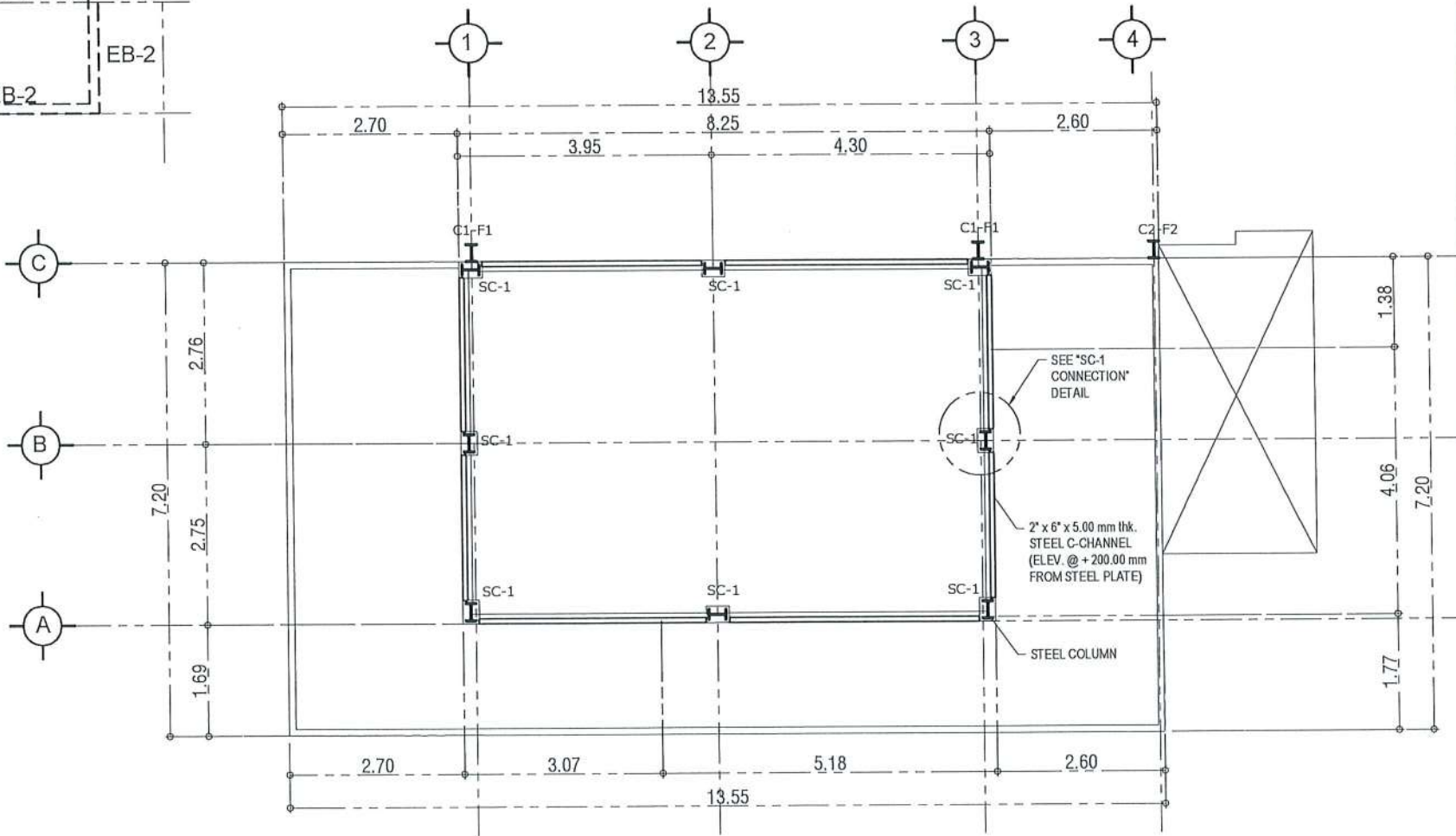


EXISTING PLAN
SECOND FLOOR FRAMING PLAN
 SCALE 1:100M



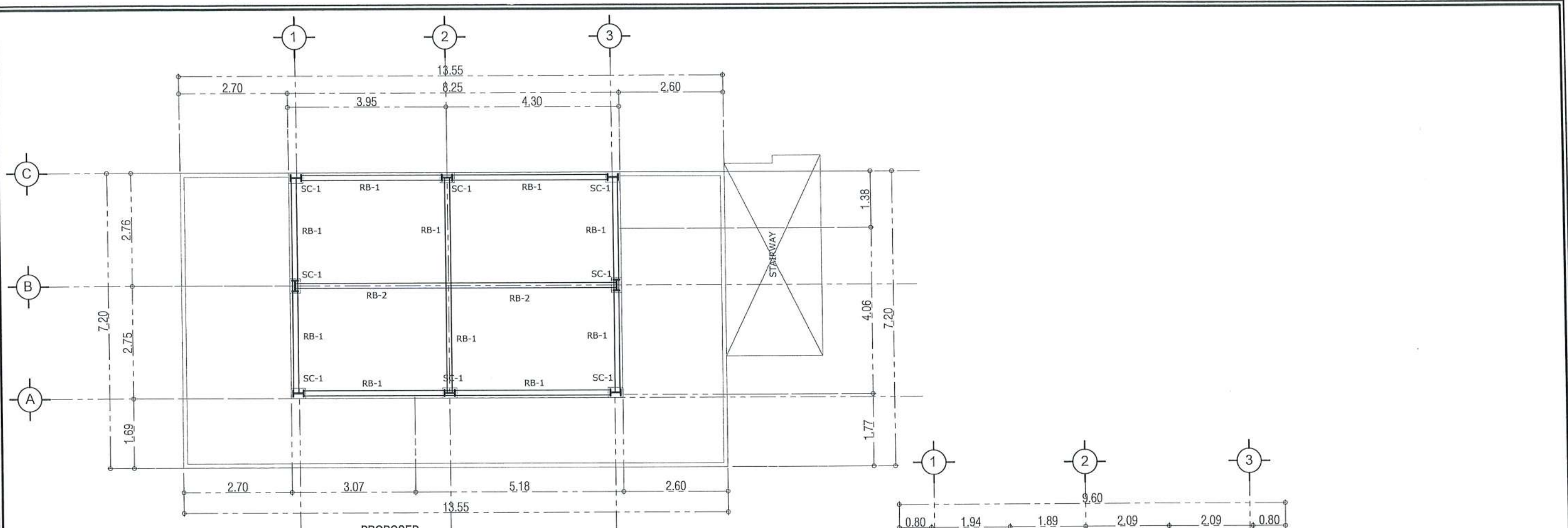
EXISTING PLAN
SECOND FLOOR ISOMETRIC PLAN
 NTS

NOTE:
 PROVIDE 10MM Ø VERTICAL REINFORCEMENT DOWELS.

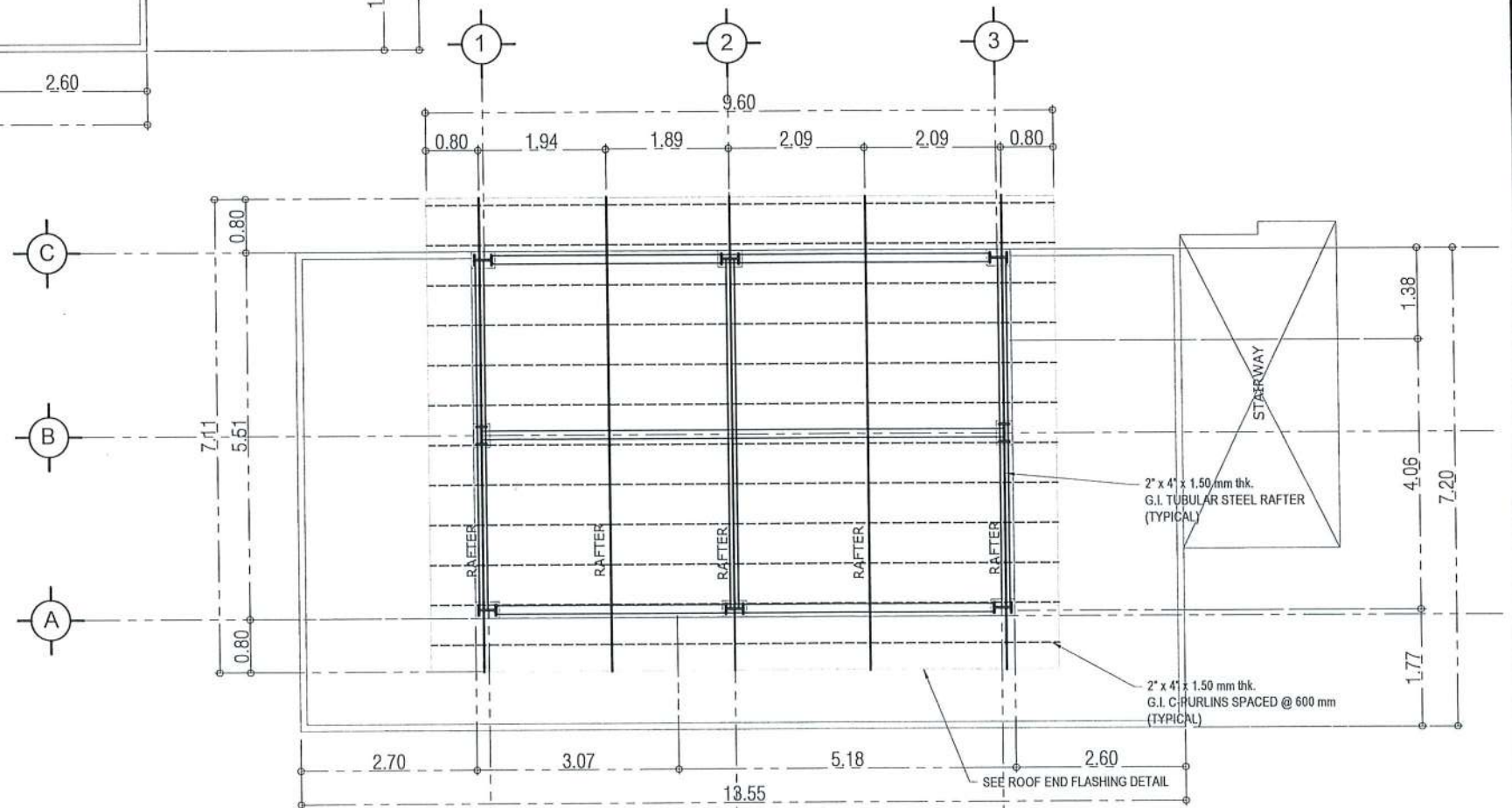


PROPOSED
SECOND FLOOR STRUCTURAL PLAN
 SCALE 1:100M

TARLAC STATE UNIVERSITY Facilities Development and Management Office Romulo Boulevard, Tarlac City, Philippines 2300	PROJECT TITLE:	EXPANSION OF GUARD HOUSE WITH CCTV CONTROL ROOM	PREPARED BY:	ENGR. ALEXANDER JHON S. TABAQUERO <small>CIVIL ENGINEER, OFDM</small>	CERTIFIED BY:	AR. ARLEN M. GUIEB <small>DIRECTOR, OFDM</small>	REQUESTING OFFICE:	DR. JAYSON R. VELAZQUEZ <small>HEAD, CSU</small>	RECOMMENDING APPROVAL:	ATTY. WILMARK J. RAMOS, DBA <small>VP FOR ADMINISTRATION</small>	APPROVED:	DR. ARNOLD E. VELASCO <small>PRESIDENT</small>	SHEET CONTENTS:	AS SHOWN	SHEET NO:	S-03
	PROJECT LOCATION:	SAN ISIDRO AND LUCINDA EXTENSION CAMPUS														
	DATE:															



PROPOSED
ROOF BEAM PLAN
SCALE 1:100M



PROPOSED
ROOF FRAMING PLAN
SCALE 1:100M



TARLAC STATE UNIVERSITY
Facilities Development and
Management Office
Romulo Boulevard, Tarlac City, Philippines 2300

PROJECT TITLE:
EXPANSION OF GUARD HOUSE WITH
CCTV CONTROL ROOM
PROJECT LOCATION:
SAN ISIDRO AND LUCINDA EXTENSION CAMPUS

PREPARED BY:

ENGR. ALEXANDER JHON S. TABAQUERO
CIVIL ENGINEER, OFDM

CERTIFIED BY:

AR. ARLEN M. GUIEB
DIRECTOR, OFDM

REQUESTING OFFICE:

DR. JAYSON R. VELUZ
HEAD, CSU

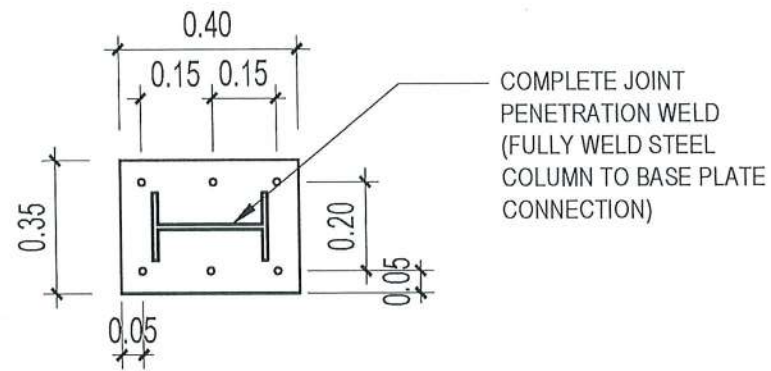
RECOMMENDING APPROVAL:

ATTY. WILMARK J. RAMOS, DBA
VP FOR ADMINISTRATION

APPROVED:

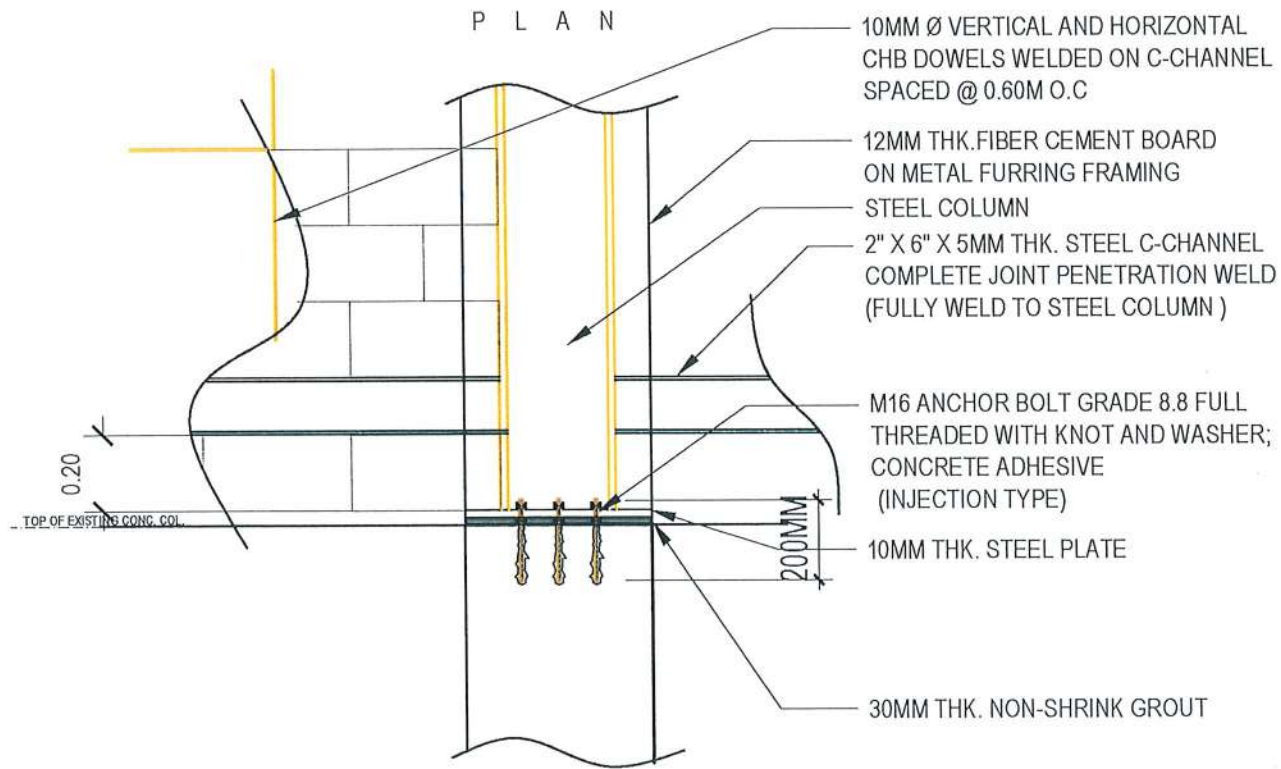
DR. ARNOLD E. VELASCO
PRESIDENT

SHEET CONTENTS:
AS SHOWN
DATE:
SHEET NO.:
S-04
PAGE NO.:
53/65



COMPLETE JOINT PENETRATION WELD (FULLY WELD STEEL COLUMN TO BASE PLATE CONNECTION)

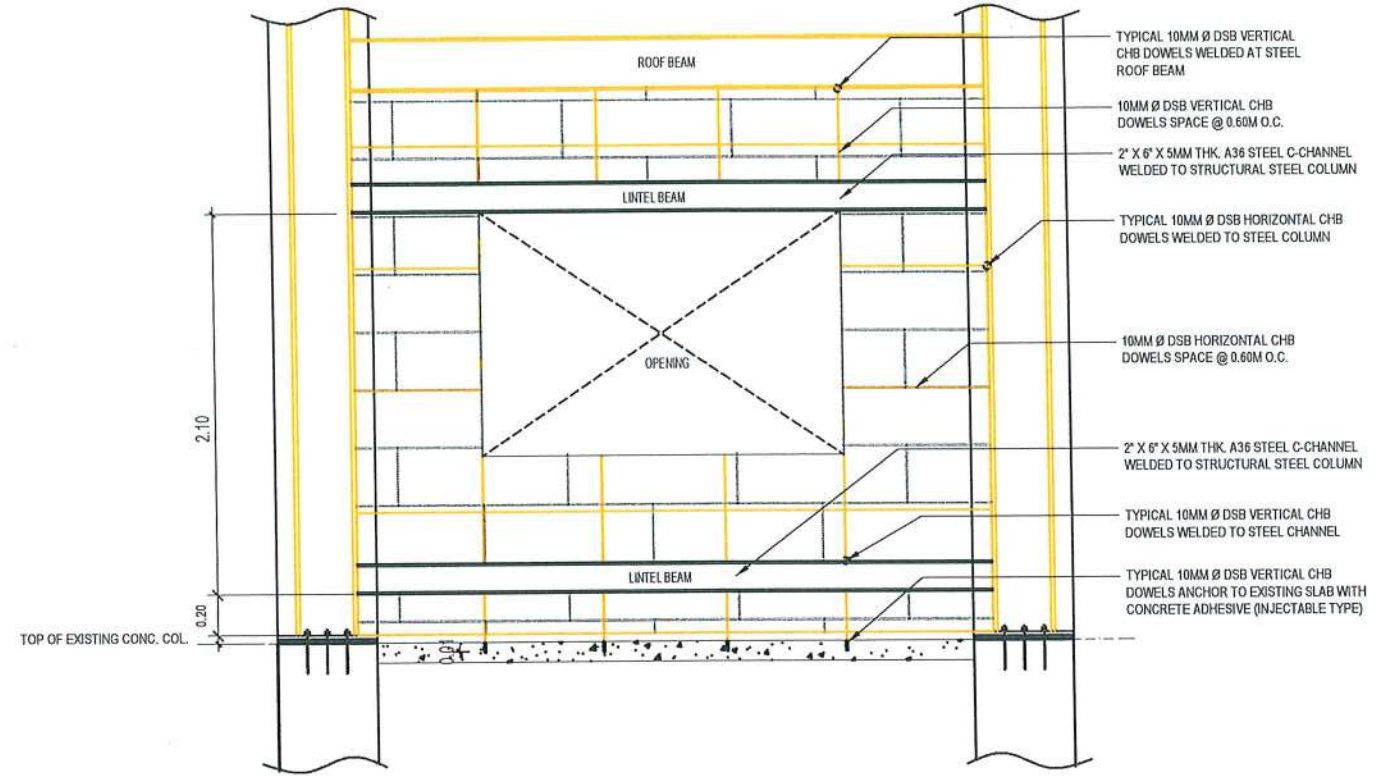
P L A N



SC -1 CONNECTION DETAIL

SCALE: 1:25M

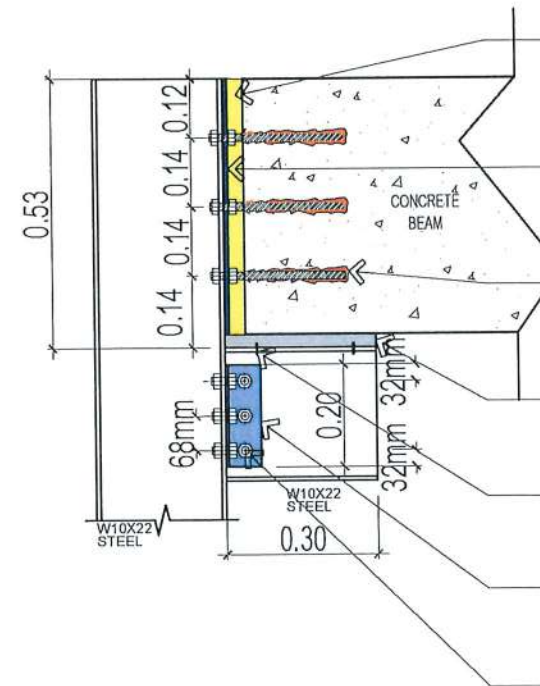
- 10MM Ø VERTICAL AND HORIZONTAL CHB DOWELS WELDED ON C-CHANNEL SPACED @ 0.60M O.C
- 12MM THK.FIBER CEMENT BOARD ON METAL FURRING FRAMING
- STEEL COLUMN
- 2" X 6" X 5MM THK. STEEL C-CHANNEL COMPLETE JOINT PENETRATION WELD (FULLY WELD TO STEEL COLUMN)
- M16 ANCHOR BOLT GRADE 8.8 FULL THREADED WITH KNOT AND WASHER; CONCRETE ADHESIVE (INJECTION TYPE)
- 10MM THK. STEEL PLATE
- 30MM THK. NON-SHRINK GROUT



TYPICAL MASONRY AND LINTEL BEAM DETAILS

SCALE 1:75MTS.

- TYPICAL 10MM Ø DSB VERTICAL CHB DOWELS WELDED AT STEEL ROOF BEAM
- 10MM Ø DSB VERTICAL CHB DOWELS SPACE @ 0.60M O.C.
- 2" X 6" X 5MM THK. A36 STEEL C-CHANNEL WELDED TO STRUCTURAL STEEL COLUMN
- TYPICAL 10MM Ø DSB HORIZONTAL CHB DOWELS WELDED TO STEEL COLUMN
- 10MM Ø DSB HORIZONTAL CHB DOWELS SPACE @ 0.60M O.C.
- 2" X 6" X 5MM THK. A36 STEEL C-CHANNEL WELDED TO STRUCTURAL STEEL COLUMN
- TYPICAL 10MM Ø DSB VERTICAL CHB DOWELS WELDED TO STEEL CHANNEL
- TYPICAL 10MM Ø DSB VERTICAL CHB DOWELS ANCHOR TO EXISTING SLAB WITH CONCRETE ADHESIVE (INJECTABLE TYPE)



STEEL COLUMN TO BEAM SUPPORT CONNECTION DETAIL

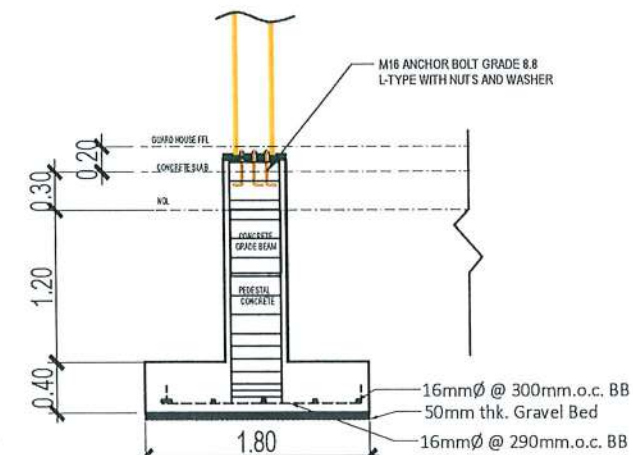
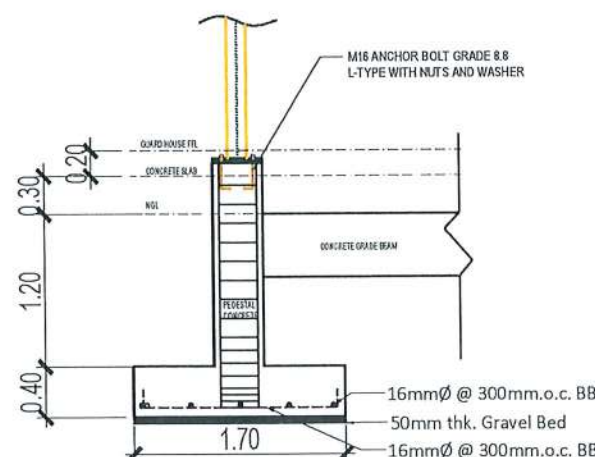
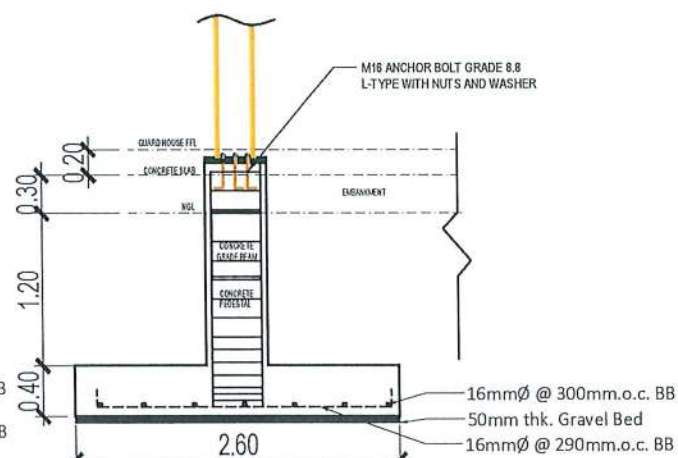
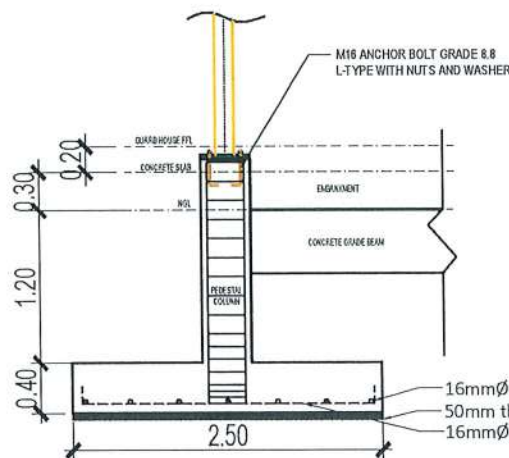
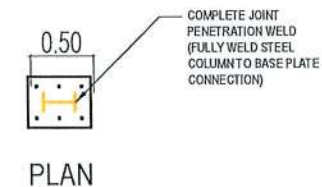
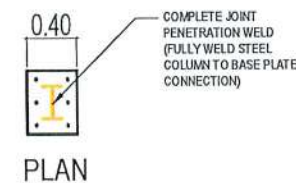
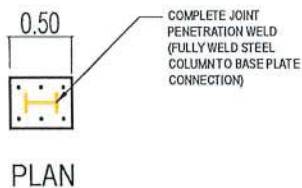
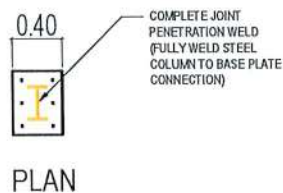
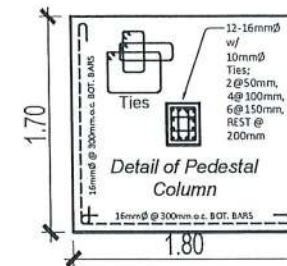
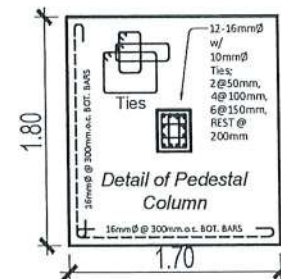
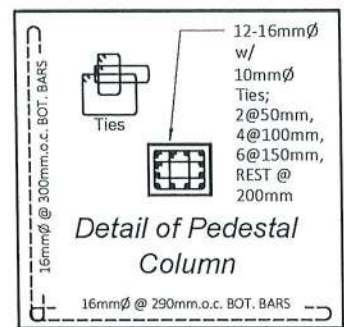
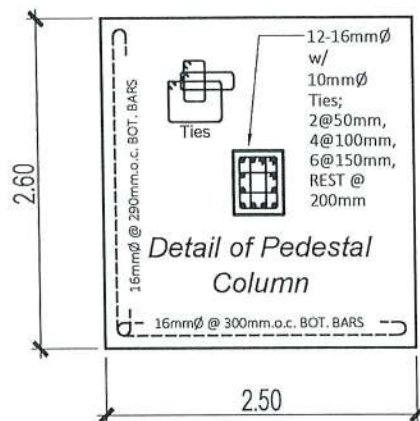
SCALE: 1:15M

- 30MM THK. NON-SHRINK GROUT
- 500mm x 150mm x 10mm thk. A36 STEEL PLATE
- 200mm M16 ANCHOR BOLT GRADE 8.8 FULL THREADED WITH KNOT AND WASHER + CONCRETE INJECTABLE ADHESIVE
- 300mm x 150mm x 2" thk. STRUCTURAL BEARING PAD
- BEARING PAD HOLDER
- 75MM X 75MM X 8MM thk. A36 STEEL ANGLE BAR
- M16 A325 M-N STRUCTURAL BOLTS



TARLAC STATE UNIVERSITY
Facilities Development and Management Office
Romulo Bojardad, Tarlac City, Philippines 2300

PROJECT TITLE: EXPANSION OF GUARD HOUSE WITH CCTV CONTROL ROOM	PREPARED BY: 	CERTIFIED BY: 	REQUESTING OFFICE: 	RECOMMENDING APPROVAL: ATTY. WILMARK J. RAMOS, DBA VP FOR ADMINISTRATION	APPROVED: 	SHEET CONTENTS: AS SHOWN	SHEET NO.: S-06
PROJECT LOCATION: SAN ISIDRO AND LUCINDA EXTENSION CAMPUS	ENGR. ALEXANDER JHON S. TABAQUERO CIVIL ENGINEER, OFDM	AR. ARLEN M. GUIEB DIRECTOR, OFDM	DR. JAYSON R. FELIX HEAD, CSU		DR. ARNOLD E. VELASCO PRESIDENT	DATE:	PAGE NO.: 55/65



SECTION

SECTION

SECTION

SECTION

C3-F3 DETAIL

SCALE 1:60M

C4-F4 DETAIL

SCALE 1:60M



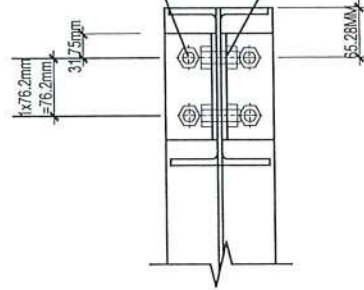
TARLAC STATE UNIVERSITY
Facilities Development and Management Office
Noroño Boulevard, Tarlac City, Pinarag 2300

PROJECT TITLE: EXPANSION OF GUARD HOUSE WITH CCTV CONTROL ROOM	PREPARED BY: ENGR. ALEXANDER JHON S. TABAQUERO CIVIL ENGINEER, OFDM	CERTIFIED BY: AR. ARLEN M. GUIEB DIRECTOR, OFDM	REQUESTING OFFICE: DR. JAYSON R. FELIX HEAD, FSU	RECOMMENDING APPROVAL: ATTY. WILMARK J. RAMOS, DBA VP FOR ADMINISTRATION	APPROVED: DR. ARNOLD E. VELASCO PRESIDENT	SHEET CONTENTS: AS SHOWN	SHEET NO.: S-07
PROJECT LOCATION: SAN ISIDRO AND LUCINDA EXTENSION CAMPUS						DATE:	PAGE NO.: 56/65

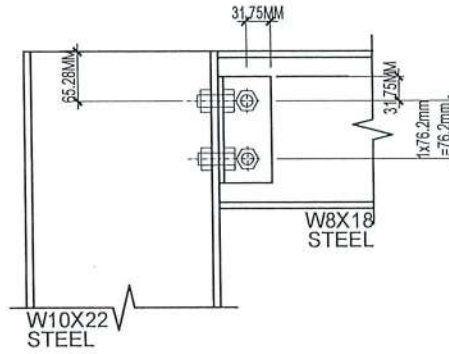
W10X22 STEEL COLUMN TO W8X18 STEEL BEAM (FLANGE TO WEB CONNECTION)

2 Bolts: M16 A325M-N
Hole type (connector): STD
Hole type (support): STD

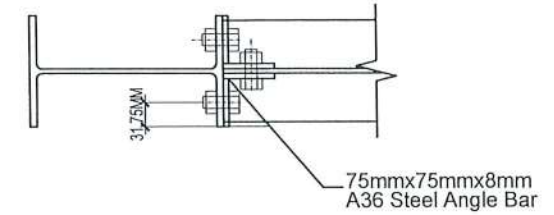
2 Bolts: M16 A325M-N
Hole type (connector): STD
Hole type (beam): STD



Front view



Lateral view

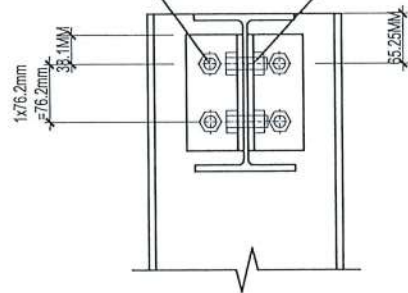


Top view

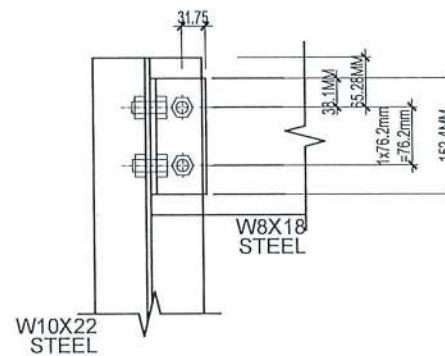
W10X22 STEEL COLUMN TO W8X18 STEEL BEAM (WEB TO WEB CONNECTION)

2 Bolts: M16 A325M-N
Hole type (connector): STD
Hole type (support): STD

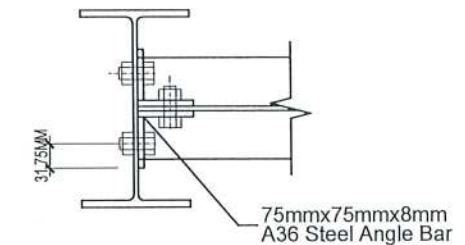
2 Bolts: M16 A325M-N
Hole type (connector): STD
Hole type (beam): STD



Front view



Lateral view



Top view

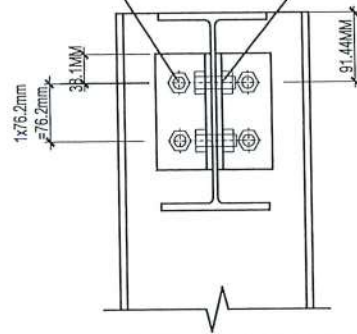


TARLAC STATE UNIVERSITY
Facilities Development and
Management Office
Romulo Boulevard, Tarlac City, Philippines 2300

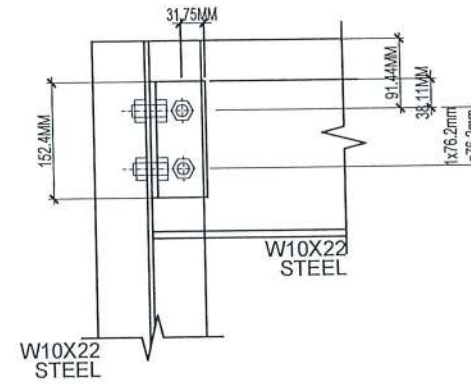
PROJECT TITLE:	EXPANSION OF GUARD HOUSE WITH CCTV CONTROL ROOM	PREPARED BY:		CERTIFIED BY:		REQUESTING OFFICE:		RECOMMENDING APPROVAL:		APPROVED:		SHEET CONTENTS:	SHEET NO.:
PROJECT LOCATION:	SAN ISIDRO AND LUCINDA EXTENSION CAMPUS	ENGR. ALEXANDER JHON S. TABAQUERO <small>CIVIL ENGINEER, OFDM</small>	AR. ARLEN M. GUIEB <small>DIRECTOR, OFDM</small>	DR. JAYSON A. FELIX <small>HEAD, CSU</small>	ATTY. WILMARK J. RAMOS, DBA <small>VP FOR ADMINISTRATION</small>	DR. ARNOLD E. VELASCO <small>PRESIDENT</small>	AS SHOWN	S-08	DATE:	57/65			

W10X22 STEEL COLUMN TO W10X22 STEEL BEAM (WEB TO WEB CONNECTION)

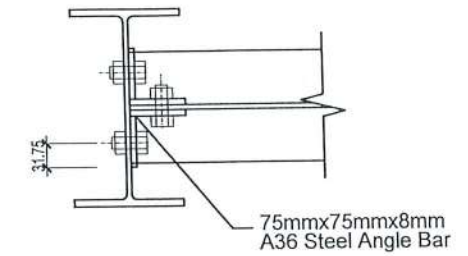
2 Bolts: M16 A325M-N
Hole type (connector): STD
Hole type (support): STD



Front view

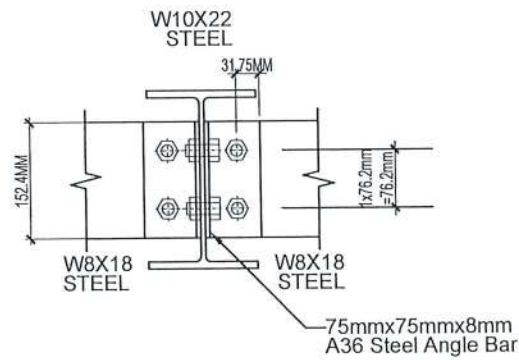


Lateral view

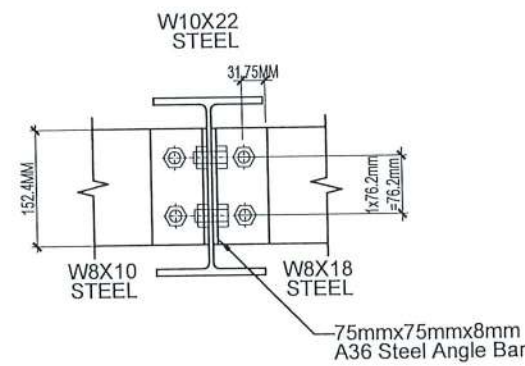


Top view

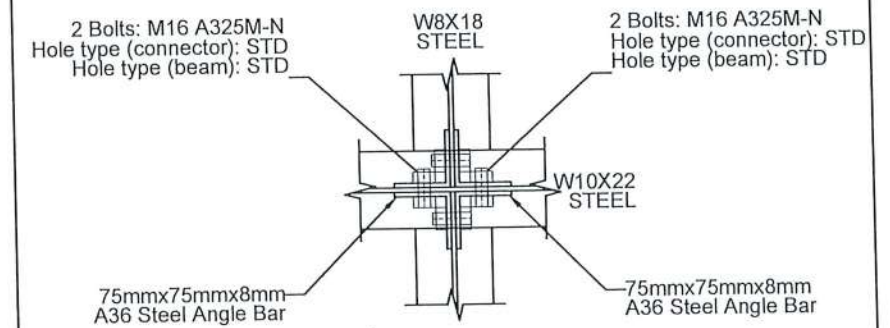
W10X22 STEEL BEAM TO W8X18 STEEL BEAM (WEB TO WEB CONNECTION)



Front view



Lateral view



Top view



TARLAC STATE UNIVERSITY
Facilities Development and
Management Office
Romulo Boulevard, Tarlac City, Philippines 2300

PROJECT TITLE:
EXPANSION OF GUARD HOUSE WITH
CCTV CONTROL ROOM
PROJECT LOCATION:
SAN ISIDRO AND LUCINDA EXTENSION CAMPUS

PREPARED BY:

ENGR. ALEXANDER JHON S. TABAQUERO
CIVIL ENGINEER, OFDM

CERTIFIED BY:

AR. ARLEN M. GUIEB
DIRECTOR, OFDM

REQUESTING OFFICE:

DR. JAYSOL R. FELIX
HEAD, CSU

RECOMMENDING APPROVAL:

ATTY. WILMARK J. RAMOS, DBA
VP FOR ADMINISTRATION

APPROVED:

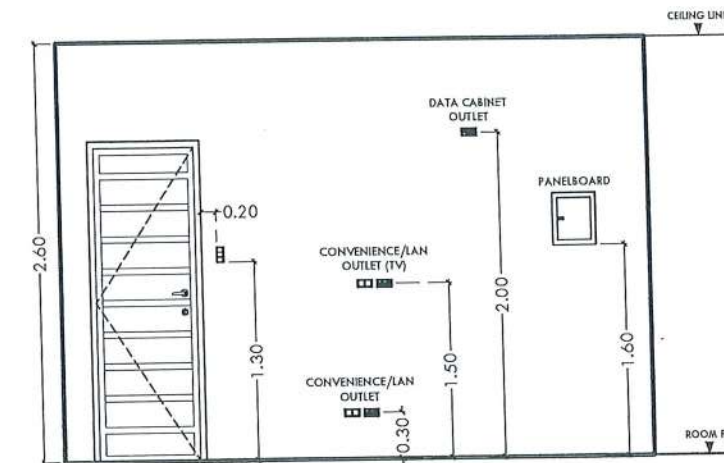
DR. ARNOLD E. VELASCO
PRESIDENT

SHEET CONTENTS:
AS SHOWN
DATE:

SHEET NO:
S-09
PAGE NO:
58/65

GENERAL NOTES & SPECIFICATIONS

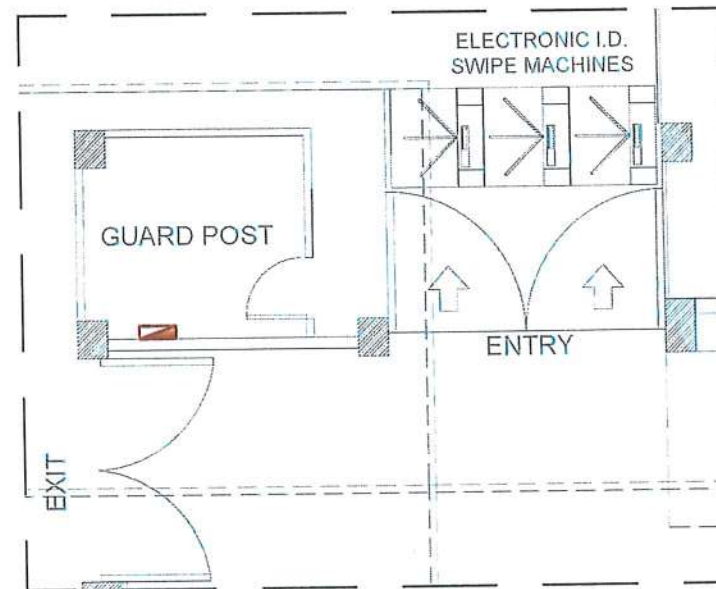
- ALL ELECTRICAL INSTALLATION HEREIN SHALL BE DONE IN ACCORDANCE WITH PROVISIONS OF THE LATEST EDITION OF PHILIPPINE ELECTRICAL CODE WITH THE RULES AND REGULATIONS OF THE NATIONAL AND LOCAL AUTHORITIES CONCERNED IN THE ENFORCEMENT OF ELECTRICAL LAWS AND ORDINANCES AND WITH THE REQUIREMENTS OF THE POWER COMPANY CONCERNED.
- ALL ELECTRICAL WORKS HEREIN SHALL BE EXECUTED BY EXPERIENCED MEN UNDER THE SUPERVISION OF A DULY LICENSED REGISTERED ELECTRICAL ENGINEER OR PROFESSIONAL ELECTRICAL ENGINEER.
- MATERIALS THAT PROVIDES SUPPORT, ADDED SAFETY, AND ACCESS, SUCH AS PULL BOXES, JUNCTION BOXES, BENDS AND OTHER FITTINGS SHALL BE PROVIDED EVEN IF NOT EXPLICITLY STATED IN THE PLAN.
- THE ELECTRICAL SERVICE ENTRANCE POWER FOR THE BUILDING SHALL BE 230V, SINGLE PHASE, 2-WIRE + GROUND, 60 HZ.
- WIRES SHALL BE COLOR CODED AS FOLLOWS:
- LINE 1 --- RED LINE 2 --- BLACK GROUND --- GREEN
- WIRING METHOD SHALL BE AS FOLLOWS:
 - FOR EMBEDDED PIPE -POLYVINYL CHLORIDE CONDUIT SCHEDULE 40 (PVC SCH 40)
 - FOR RUN EXPOSED PIPE -ELECTRICAL METALLIC TUBING (EMT) / INTERMEDIATE METAL CONDUIT (IMC)
 - FOR DRYWALL -MICA TUBE, PVC FLEXIBLE HOSE OR PVC SCH 40
- ALL MATERIALS TO BE USED SHALL BE BRAND NEW AND APPROVED TYPE FOR THE PARTICULAR LOCATION AND PURPOSE OF USAGE.
- ALL WIRES SHALL BE COPPER AND THERMOPLASTIC INSULATED TYPE "THHN" UNLESS OTHERWISE INDICATED IN THE PLAN. THE MINIMUM SIZE OF WIRE FOR POWER AND LIGHTING CIRCUIT SHALL BE 3.5mm.
- GROUNDING SYSTEM SHALL BE PROVIDED TO ALL EQUIPMENT PANEL BOARD AND NON-CURRENT CARRYING METAL IN ACCORDANCE WITH THE PHILIPPINE ELECTRICAL CODE REQUIREMENT.
- ANY DISCREPANCY IN LOCATION AND RATING OF ELECTRICAL EQUIPMENT SHALL BE VERIFIED WITH THE OWNER AND CHANGES SHALL BE MADE ACCORDINGLY.



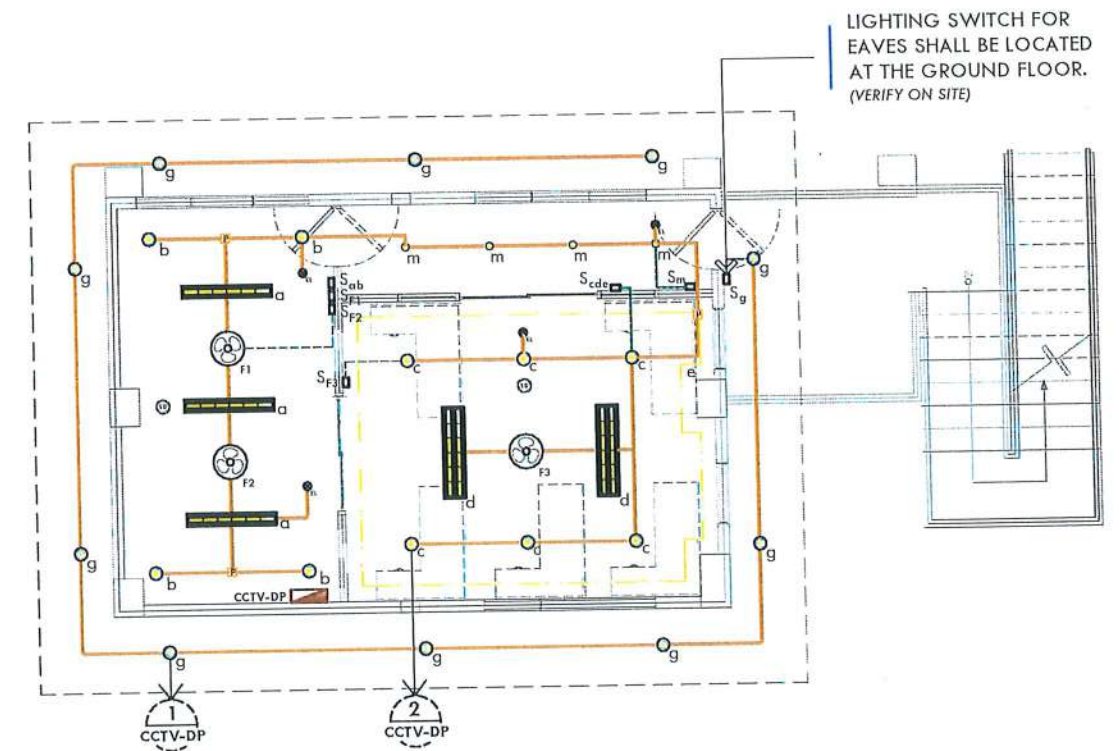
MOUNTING DETAILS

LEGENDS & SYMBOLS

	2 x 18W T8 LED TUBE IN A RECESSED MOUNTED LOUVER HOUSING (DAYLIGHT)
	1 x 18W T8 LED TUBE IN A RECESSED MOUNTED LOUVER HOUSING (DAYLIGHT)
	18W RECESSED MOUNTED ROUND PANEL LIGHT (DAYLIGHT)
	12W COB RECESSED MOUNTED ROUND PANEL LIGHT (DAYLIGHT)
	9W RECESSED MOUNTED ROUND PANEL LIGHT (DAYLIGHT)
	2W CEILING MOUNTED EMERGENCY LIGHT
	16" ORBIT FAN
	9V DC BATTERY OPERATED SMOKE DETECTOR
	COB LED STRIP LIGHTS (WARMWHITE)
	ONE GANG SWITCH
	TWO GANG SWITCH
	THREE GANG SWITCH
	ONE GANG STRIP LIGHT SWITCH
	DUPLEX UNIVERSAL CONVENIENCE OUTLET
	DUPLEX UNIVERSAL CONVENIENCE OUTLET (DATA CABINET OUTLET)
	WALL MOUNTED SPLIT TYPE ACU
	ACU OUTDOOR UNIT (ACCU)
	DISTRIBUTION PANEL
	FAN COIL UNIT
	AIR COOLED CONDENSING UNIT



EXISTING LOCATION OF GUARD HOUSE DP



PROPOSED LIGHTING LAYOUT
SCALE: 1:100 MTS



TARLAC STATE UNIVERSITY
Facilities Development and
Management Office
Romulo Boulevard, Tarlac City, Philippines 2300

PROJECT TITLE:
EXPANSION OF GUARD HOUSE WITH
CCTV CONTROL ROOM
PROJECT LOCATION:
SAN ISIDRO AND LUCINDA EXTENSION CAMPUS

PREPARED BY:

ENGR. MARK JOMELLE O. NATIVIDAD
ELECTRICAL ENGINEER, OFDM

CERTIFIED BY:

AR. ARLEN M. GUIEB
DIRECTOR, OFDM

REQUESTING OFFICE:

DR. JAYSON R. FELIX
HEAD, OCSU

RECOMMENDING APPROVAL:

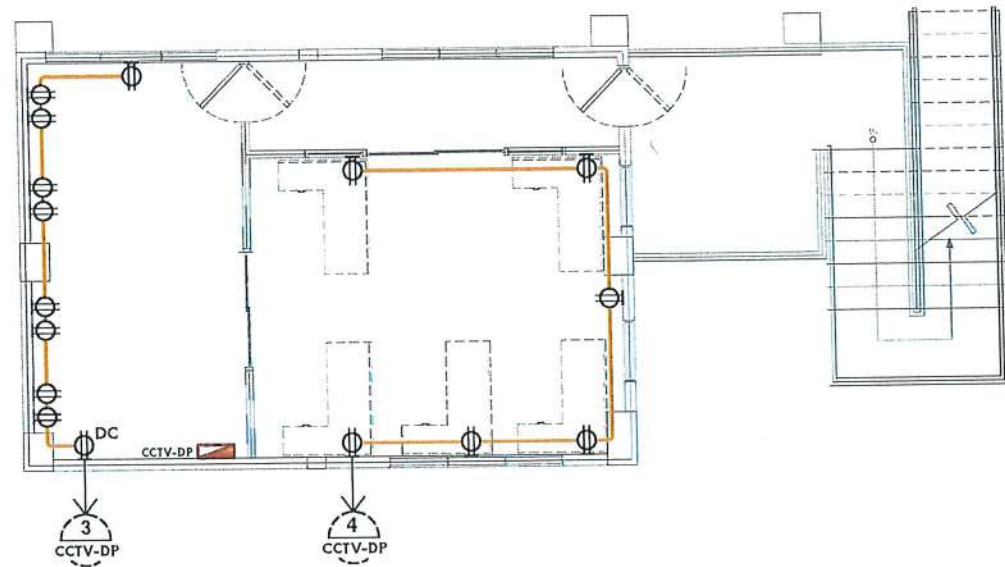
ATTY. WILMARK J. RAMOS, DBA
VP FOR ADMINISTRATION

APPROVED:

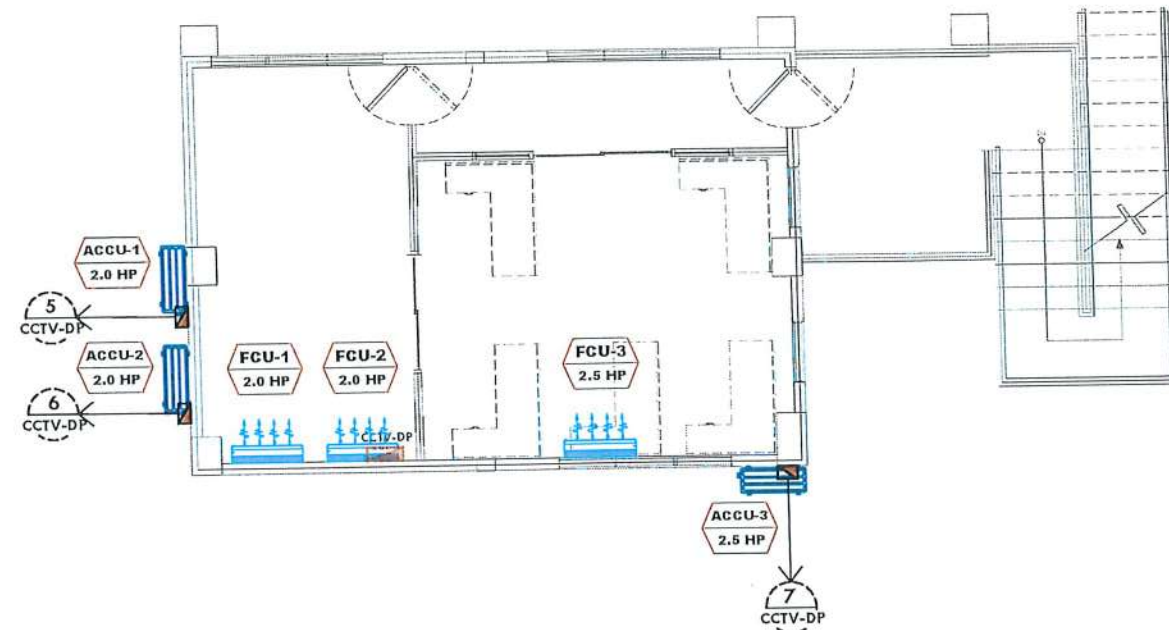
DR. ARNOLD E. VELASCO
PRESIDENT

SHEET CONTENTS:
AS SHOWN
DATE:

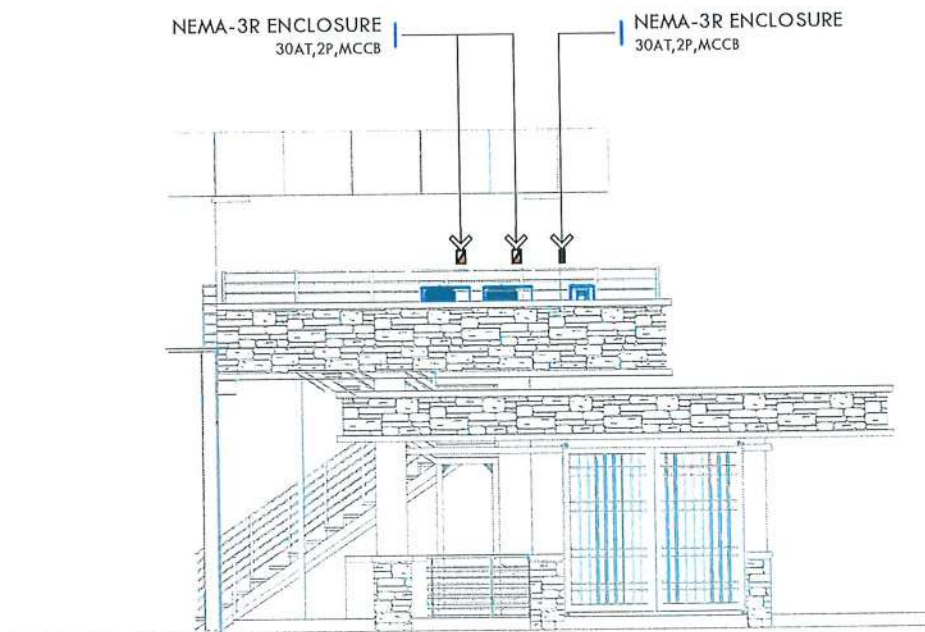
SHEET NO:
E-01
PAGE NO:
59/65



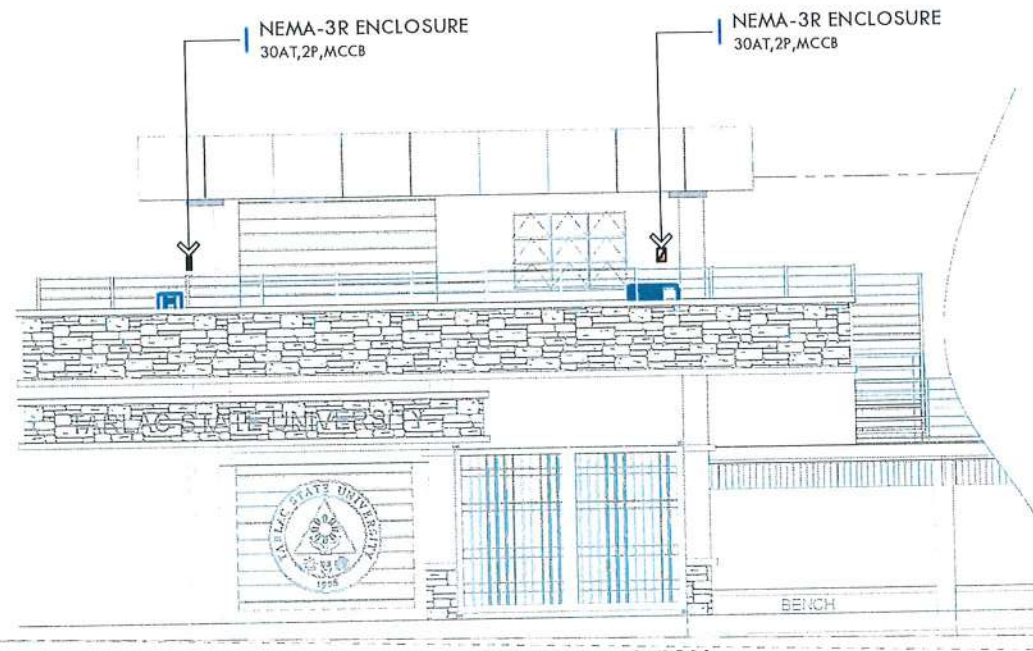
PROPOSED POWER LAYOUT
SCALE: 1:100 MTS



PROPOSED ACU LAYOUT
SCALE: 1:100 MTS



LEFT SIDE ELEVATION



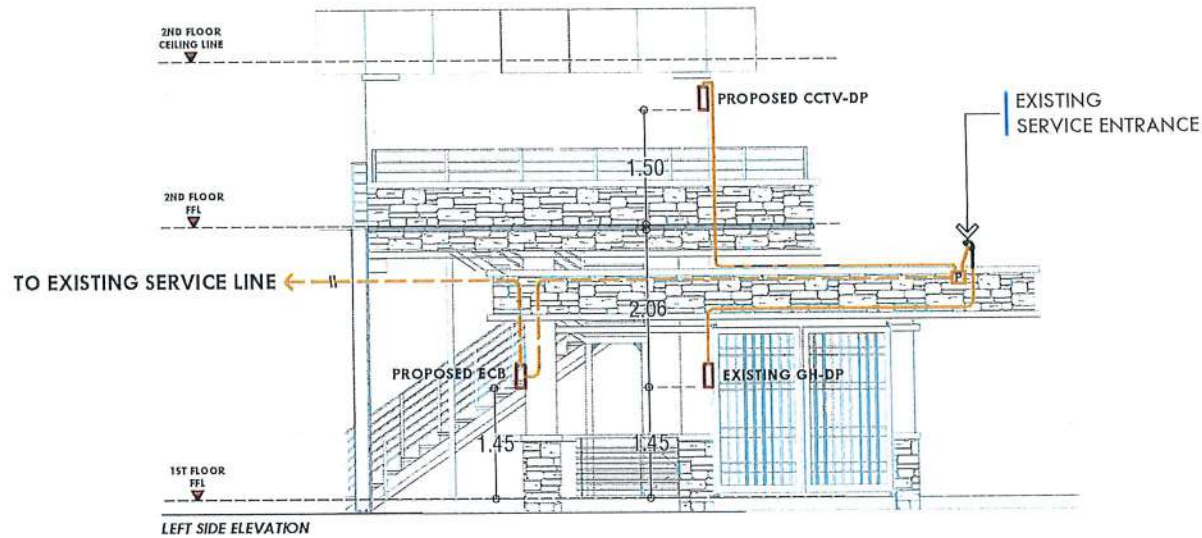
FRONT ELEVATION

PROPOSED LOCATION OF ACCU
SCALE: 1:120 MTS

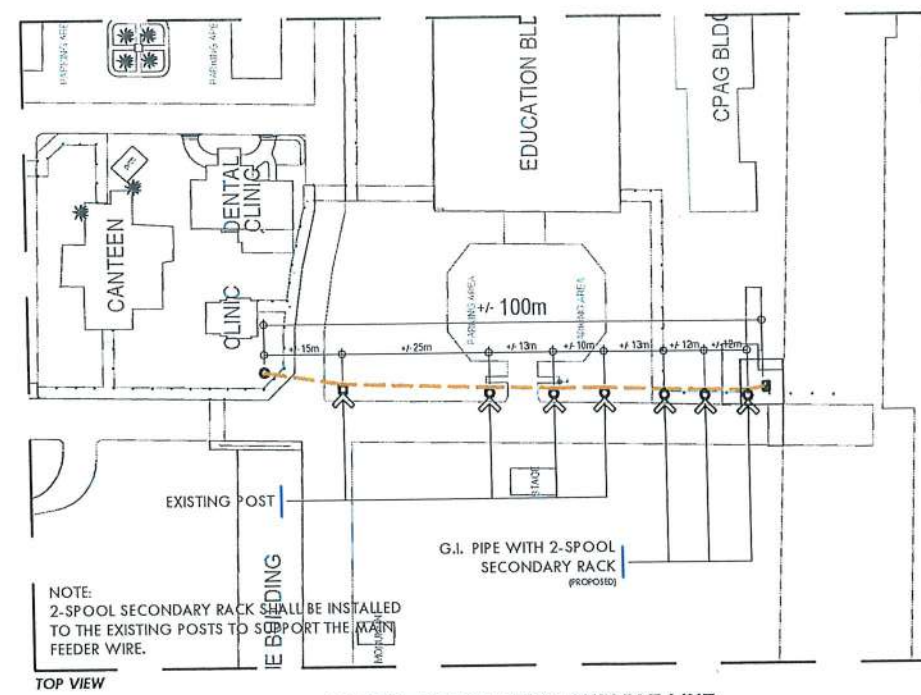


TARLAC STATE UNIVERSITY
Facilities Development and Management Office
Noroño Boulevard, Tarlac City, Philippines 3300

PROJECT TITLE: EXPANSION OF GUARD HOUSE WITH CCTV CONTROL ROOM	PREPARED BY: ENGR. MARK JOMELLE O. NATIVIDAD ELECTRICAL ENGINEER, OFDM	CERTIFIED BY: AR. ARLEN M. GUIEB DIRECTOR, OFDM	REQUESTING OFFICE: DR. JASON R. FELIX HEAD, CSU	RECOMMENDING APPROVAL: ATTY. WILMARK J. RAMOS, DBA VP FOR ADMINISTRATION	APPROVED: DR. ARNOLD E. VELASCO PRESIDENT	SHEET CONTENTS: AS SHOWN	SHEET NO: E-02
PROJECT LOCATION: SAN ISIDRO AND LUCINDA EXTENSION CAMPUS						DATE:	PAGE NO: 60/65



GUARD HOUSE DP TO CCTV CONTROL ROOM DP

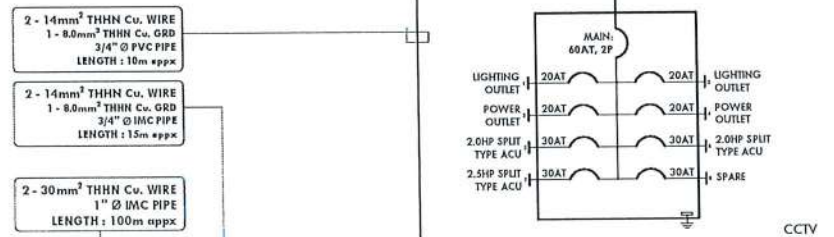


GUARD HOUSE DP TO SERVICE LINE

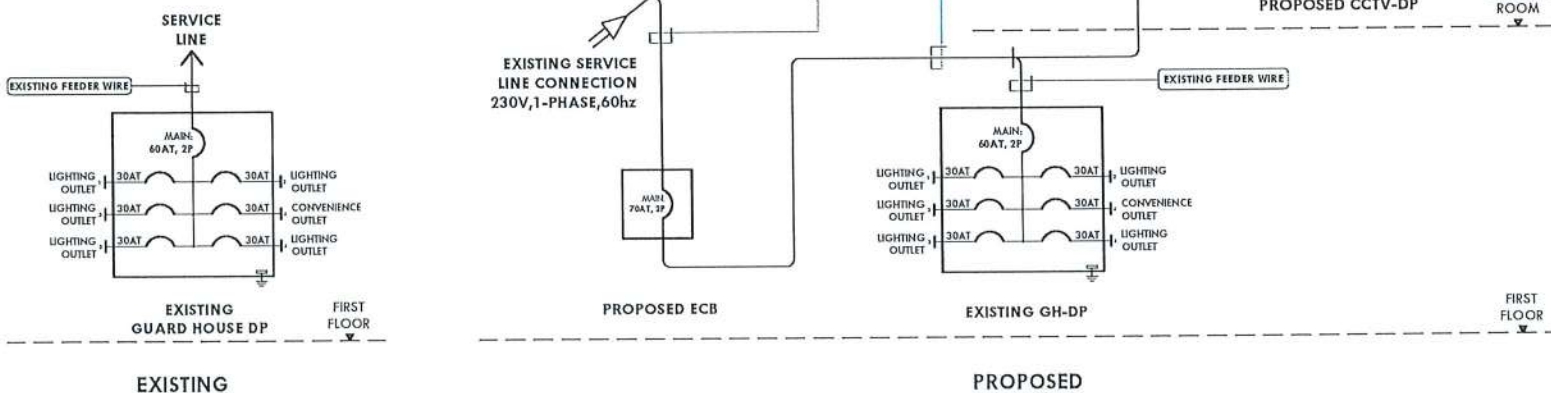
FEEDER LINE LAYOUT

NTS

CCTV-DP	CCTV DISTRIBUTION PANEL
GH-DP	GUARD HOUSE DISTRIBUTION PANEL
ECB	ENCLOSED CIRCUIT BREAKER



- NOTE:**
- MEASUREMENTS SHOWN IN THE PLAN ARE APPROXIMATE (appx), PLEASE VERIFY ON SITE FOR THE ACTUAL MEASUREMENTS.
 - THE PROPOSED CCTV CONTROL ROOM DP SHALL BE CONNECTED TO THE EXISTING SERVICE LINE OF GUARD HOUSE DP AS SHOWN IN FEEDER LINE LAYOUT.
 - THE EXISTING SERVICE LINE OF GUARD HOUSE IS LOCATED NEAR THE CCJE BUILDING. VERIFY ON SITE.



RISER DIAGRAM

NTS

EXISTING GUARD HOUSE DP											
LOCATION:		LUCINDA GUARD HOUSE (1 st F)			SYSTEM VOLTAGE:		230V, 1-PHASE, 60Hz				
FED FROM:		EXISTING SERVICE LINE			MAIN FEEDER SIZE:		EXISTING				
MAIN CIRCUIT BREAKER:		60AT, MCCB, 2P			ENCLOSURE:		NEMA-1 (RECESSED MOUNTED)				
CIRCUIT NUMBER	DESCRIPTION	NO. OF OUTLET	VA	A	CIRCUIT BREAKER			CONDUCTOR (mm²)	GROUND (mm²)	TYPE OF WIRE	CONDUIT
					AT	AF	POLE				
1	LIGHTING OUTLET	5	75	0.33	30	50	2	EXISTING	EXISTING	EXISTING	EXISTING
2	LIGHTING OUTLET	8	39	0.17	30	50	2	EXISTING	EXISTING	EXISTING	EXISTING
3	LIGHTING OUTLET	5	125	0.54	30	50	2	EXISTING	EXISTING	EXISTING	EXISTING
4	CONVENIENCE OUTLET	5	900	3.91	30	50	2	EXISTING	EXISTING	EXISTING	EXISTING
5	LIGHTING OUTLET	8	158	0.69	30	50	2	EXISTING	EXISTING	EXISTING	EXISTING
6	LIGHTING OUTLET	12	120	0.52	30	50	2	EXISTING	EXISTING	EXISTING	EXISTING
TOTAL CONNECTED LOAD (VA):		1417		TOTAL LOAD CURRENT (A):		6.16					
DEMAND FACTOR:		80%		TOTAL DEMAND LOAD CURRENT (A):		4.93					

PROPOSED CCTV CONTROL ROOM DP											
LOCATION:		LUCINDA CCTV CONTROL ROOM (2 nd F)			SYSTEM VOLTAGE:		230V, 1-PHASE, 60Hz				
FED FROM:		EXISTING SERVICE LINE OF GUARD HOUSE DP			MAIN FEEDER SIZE:		2-14mm² THHN/THWN Cu. WIRE IN A 3/4" Ø CONDUIT				
MAIN CIRCUIT BREAKER:		60AT, MCCB, 2P			ENCLOSURE:		NEMA-1 (RECESSED MOUNTED)				
CIRCUIT NUMBER	DESCRIPTION	NO. OF OUTLET	VA	A	CIRCUIT BREAKER			CONDUCTOR (mm²)	GROUND (mm²)	TYPE OF WIRE	CONDUIT
					AT	AF	POLE				
1	LIGHTING OUTLET	21	450	1.96	20	100	2	2-3.5	1-2.0	THHN/THWN	1/2" Ø PVC
2	LIGHTING OUTLET	16	401	1.74	20	100	2	2-3.5	1-2.0	THHN/THWN	1/2" Ø PVC
3	POWER OUTLET	10	1800	7.83	20	100	2	2-3.5	1-2.0	THHN/THWN	1/2" Ø PVC
4	POWER OUTLET	6	1080	4.70	20	100	2	2-3.5	1-2.0	THHN/THWN	1/2" Ø PVC
5	2.0HP SPLIT TYPE ACU	1	2760	12	30	100	2	2-5.5	1-2.0	THHN/THWN	1/2" Ø PVC
6	2.0HP SPLIT TYPE ACU	1	2760	12	30	100	2	2-5.5	1-2.0	THHN/THWN	1/2" Ø PVC
7	2.5HP SPLIT TYPE ACU	1	3450	15	30	100	2	2-5.5	1-2.0	THHN/THWN	1/2" Ø PVC
8	SPARE	1	1000	4.3	20	100	2	--	--	--	--
TOTAL CONNECTED LOAD (VA):		13701		TOTAL LOAD CURRENT (A):		63.32					
DEMAND FACTOR:		80%		TOTAL DEMAND LOAD CURRENT (A):		50.66					

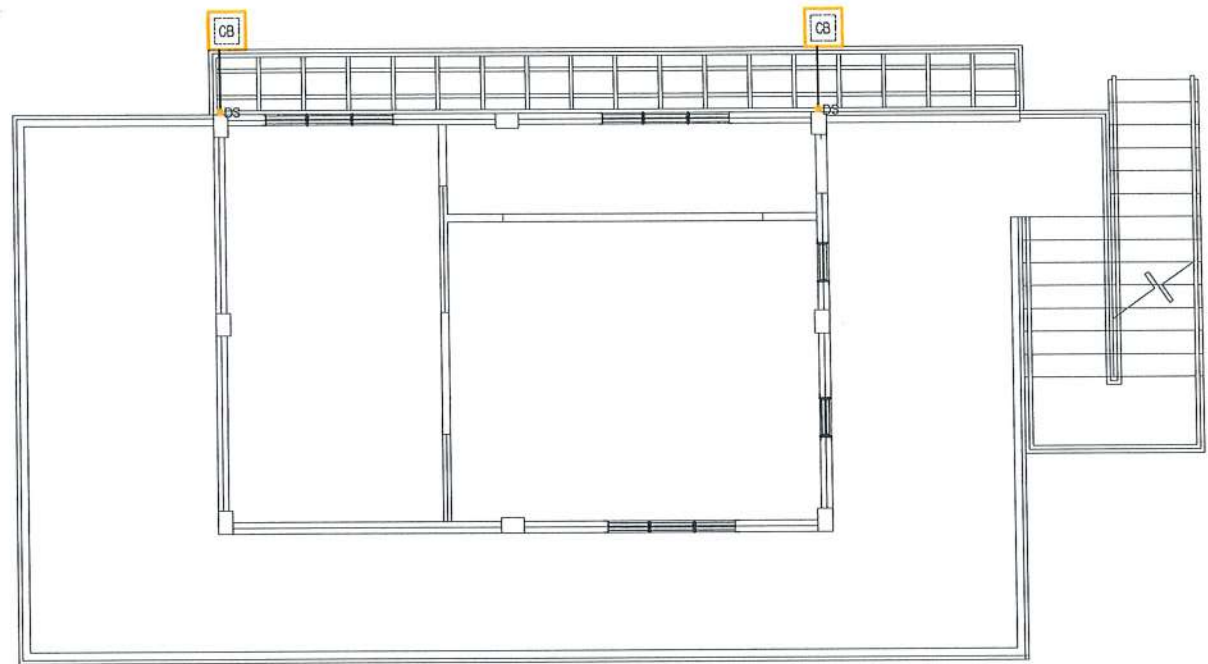
SCHEDULE OF LOADS

NTS



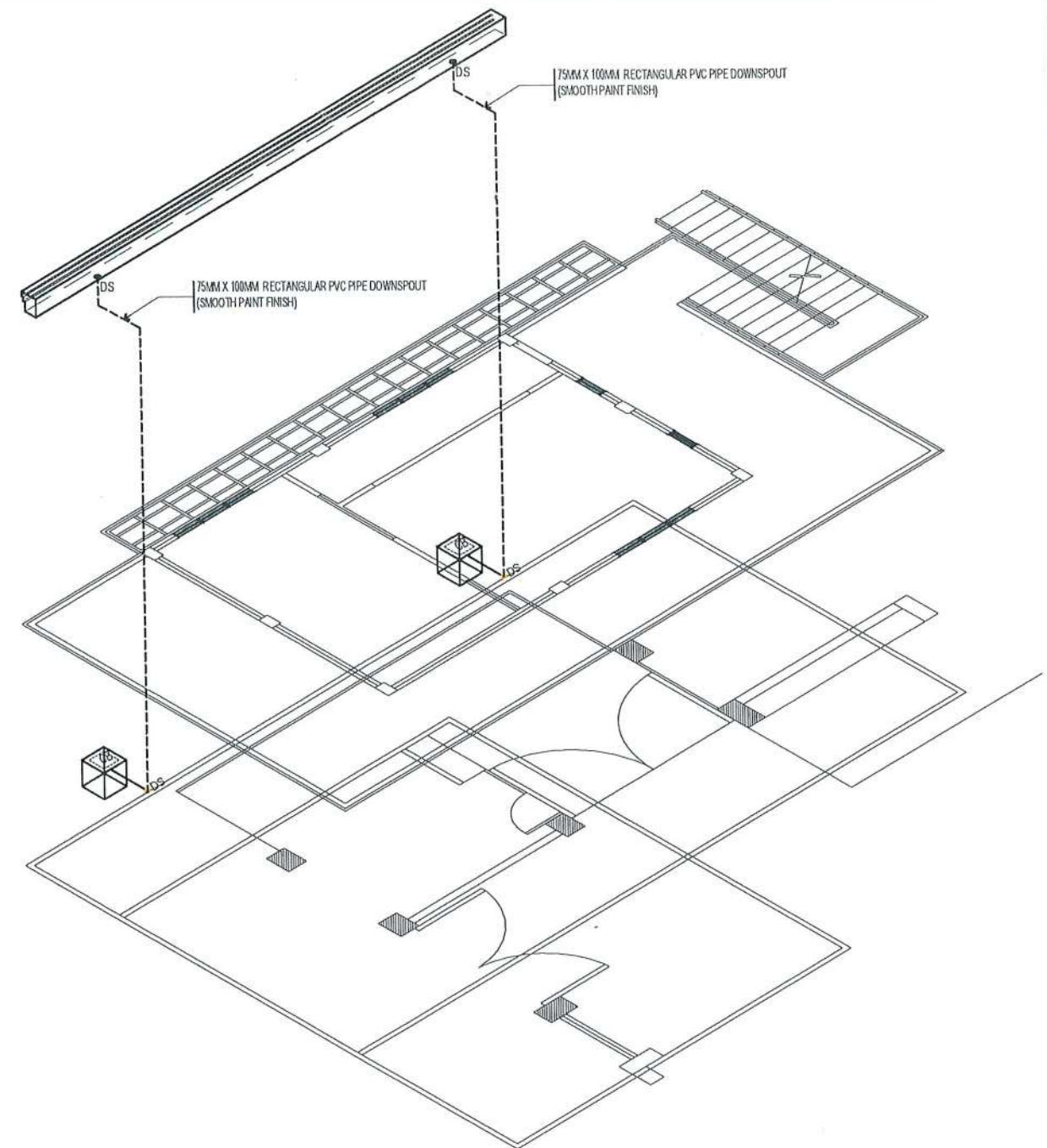
TARLAC STATE UNIVERSITY
Facilities Development and Management Office
Romulo Boulevard, Tarlac City, PH#ppines 2300

PROJECT TITLE: EXPANSION OF GUARD HOUSE WITH CCTV CONTROL ROOM	PREPARED BY: ENGR. MARK JOMELLE O. NATIVIDAD ELECTRICAL ENGINEER, OFDM	CERTIFIED BY: AR. ARLEN M. GUIEB DIRECTOR, OFDM	REQUESTING OFFICE: DR. JAYSON R. VELIX HEAD, CSU	RECOMMENDING APPROVAL: ATTY. WILMARK J. RAMOS, DBA VP FOR ADMINISTRATION	APPROVED: DR. ARNOLDO E. VELASCO PRESIDENT	SHEET CONTENTS: AS SHOWN	SHEET NO.: E-03
PROJECT LOCATION: SAN ISIDRO AND LUCINDA EXTENSION CAMPUS						DATE:	PAGE NO.: 61/65



CATCH BASIN PLAN LAYOUT

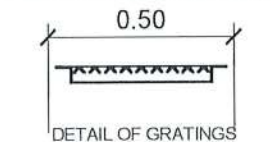
SCALE 1:100M



CATCH BASIN ISOMETRIC LAYOUT

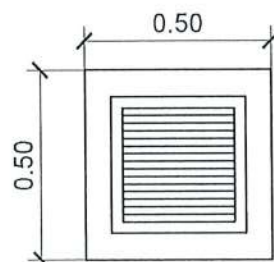
SCALE 1:100M

1 1/2"x1 1/2"x 3.50mm THK. ANGLE BAR FOR FRAMING
1"x1"x 3.5MM THK. ANGLE BAR STEEL GRATING

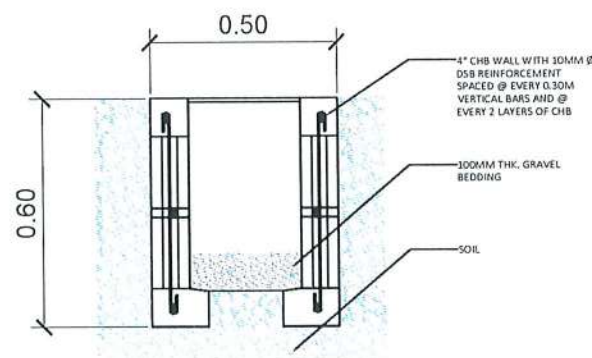


GRATING DETAIL

1 1/2"x1 1/2"x 3.50mm THK. ANGLE BAR FOR FRAMING
1"x1"x 3.5MM THK. ANGLE BAR STEEL GRATING



PLAN



SECTION

LEGEND:

CB CATCH BASIN
DS DOWNSPOUT

CATCH BASIN DETAIL

SCALE 1:20M



TARLAC STATE UNIVERSITY
Facilities Development and
Management Office
Nurulok Bldg, Tarlac City, Philippines 2300

PROJECT TITLE: EXPANSION OF GUARD HOUSE WITH CCTV CONTROL ROOM	PREPARED BY: 	CERTIFIED BY: 	REQUESTING OFFICE: 	RECOMMENDING APPROVAL: 	APPROVED: 	SHEET CONTENTS: AS SHOWN	SHEET NO: P-01
PROJECT LOCATION: SAN ISIDRO AND LUCINDA EXTENSION CAMPUS	AR. MARK ANTHONY P. PUNZALAN ARCHITECT, OFDM	AR. ARLEN M. GUIEB DIRECTOR, OFDM	DR. JAYSON R. FELIX HEAD, CSU	ATTY. WILMARK J. RAMOS, DBA VP FOR ADMINISTRATION	DR. ARNOLD E. VELASCO PRESIDENT	DATE:	PAGE NO: 63/65

EQUIPMENT SCHEDULE

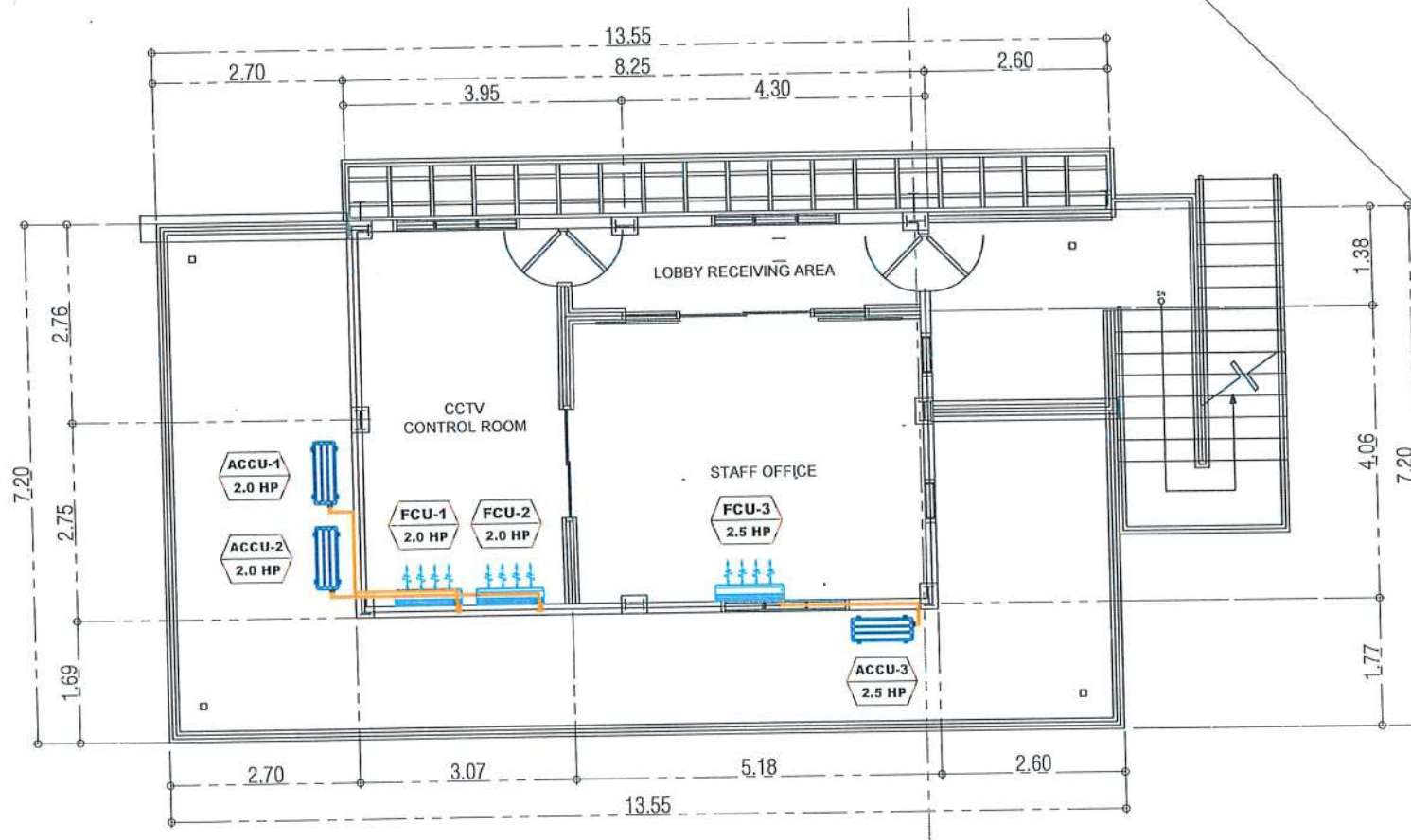
UNIT	QTY	AREA SERVE	CAPACITY	TYPE	RATED POWER CONSUMPTION (kW)	ELECTRICAL SUPPLY			WEIGHT(kg)	REMARKS
						VOLTS	PHASE	HERTZS		
FCU-1 2.0HP	1	CCTV ROOM	2.0HP	WALL MOUNTED	1.32 (0.185-2.0)	220	1	60	15/34	MECHANICAL CONTRACTOR TO INSTALL, WIRE, AND MAKE UNIT OPERATIONAL
FCU-2 2.0HP	1	CCTV ROOM	2.0HP	WALL MOUNTED	1.32 (0.185-2.0)	220	1	60	15/34	MECHANICAL CONTRACTOR TO INSTALL, WIRE, AND MAKE UNIT OPERATIONAL
FCU-3 2.5HP	1	CSU OFFICE	2.5HP	WALL MOUNTED	1.6 (0.22-2.14)	220	1	60	15/36	MECHANICAL CONTRACTOR TO INSTALL, WIRE, AND MAKE UNIT OPERATIONAL

LEGEND:

	- AC INDOOR UNIT (FCU)
	- AC OUTDOOR UNIT
	- COPPER TUBE

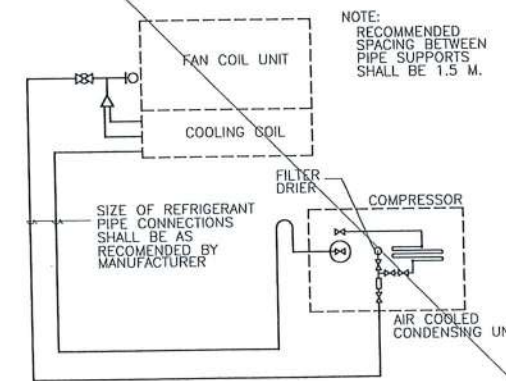
GENERAL NOTES:

- IT SHALL BE THE RESPONSIBILITY OF THE CONTRACTOR TO COORDINATE THEIR WORK WITH OTHER TRADES. IF THE CONTRACTOR FAILS TO DO SO, THEY WILL BE RESPONSIBLE FOR ANY SUBSEQUENT EXPENSES INCURRED AS A RESULT,
- ALL NECESSARY SHOP DRAWING SHALL BE SUBMITTED FOR APPROVAL PRIOR TO START OF FABRICATION AND/OR INSTALLATION.
- ALL PIPES PASSING THRU WALLS AND FLOOR SLABS SHALL BE PROVIDED WITH SUITABLE PIPE SLEEVES.
- ALL INSTALLATION WORKS SHALL BE DONE IN A NEAT AND WORKMANLIKE MANNER.
- ALL NECESSARY GOVERNMENT PERMITS SHALL BE SECURED AND FOR THE ACCOUNT OF THE CONTRACTOR.
- ALL PIPING SHALL BE PROVIDED WITH SUITABLE HANGERS AND SUPPORT PROPERLY ANCHORED TO THE BUILDING SLABS, WALL OR BEAM.
- ALL OTHER ITEMS/MATERIALS NOT SHOWN ON THE PLAN BUT DEEMED NECESSARY SHALL BE PROVIDED BY THE CONTRACTOR AT NO EXTRA COST TO THE OWNER.



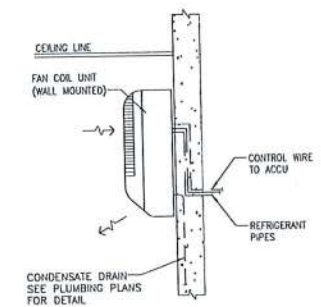
AIR CONDITIONING SYSTEM LAYOUT PIPE LAYOUT

SCALE 1:100M



SCHEMATIC REFRIGERANT PIPING

SCALE : NTS



FCU MOUNTING DETAILS

SCALE : NTS



TARLAC STATE UNIVERSITY
Facilities Development and Management Office
Romulo Boulevard, Tarlac City, Philippines 2300

PROJECT TITLE:
EXPANSION OF GUARD HOUSE WITH
CCTV CONTROL ROOM

PROJECT LOCATION:
SAN ISIDRO AND LUCINDA EXTENSION CAMPUS

PREPARED BY:

ENGR. JOHN MYRO B. GANARA
MECHANICAL ENGINEER, OFDM

CERTIFIED BY:

AR. ARLEN M. GUIEB
DIRECTOR, OFDM

REQUESTING OFFICE:

DR. JAYSON R. FELIX
HEAD, FSU

RECOMMENDING APPROVAL:

ATTY. WILMARK J. RAMOS, DBA
VP FOR ADMINISTRATION



APPROVED:

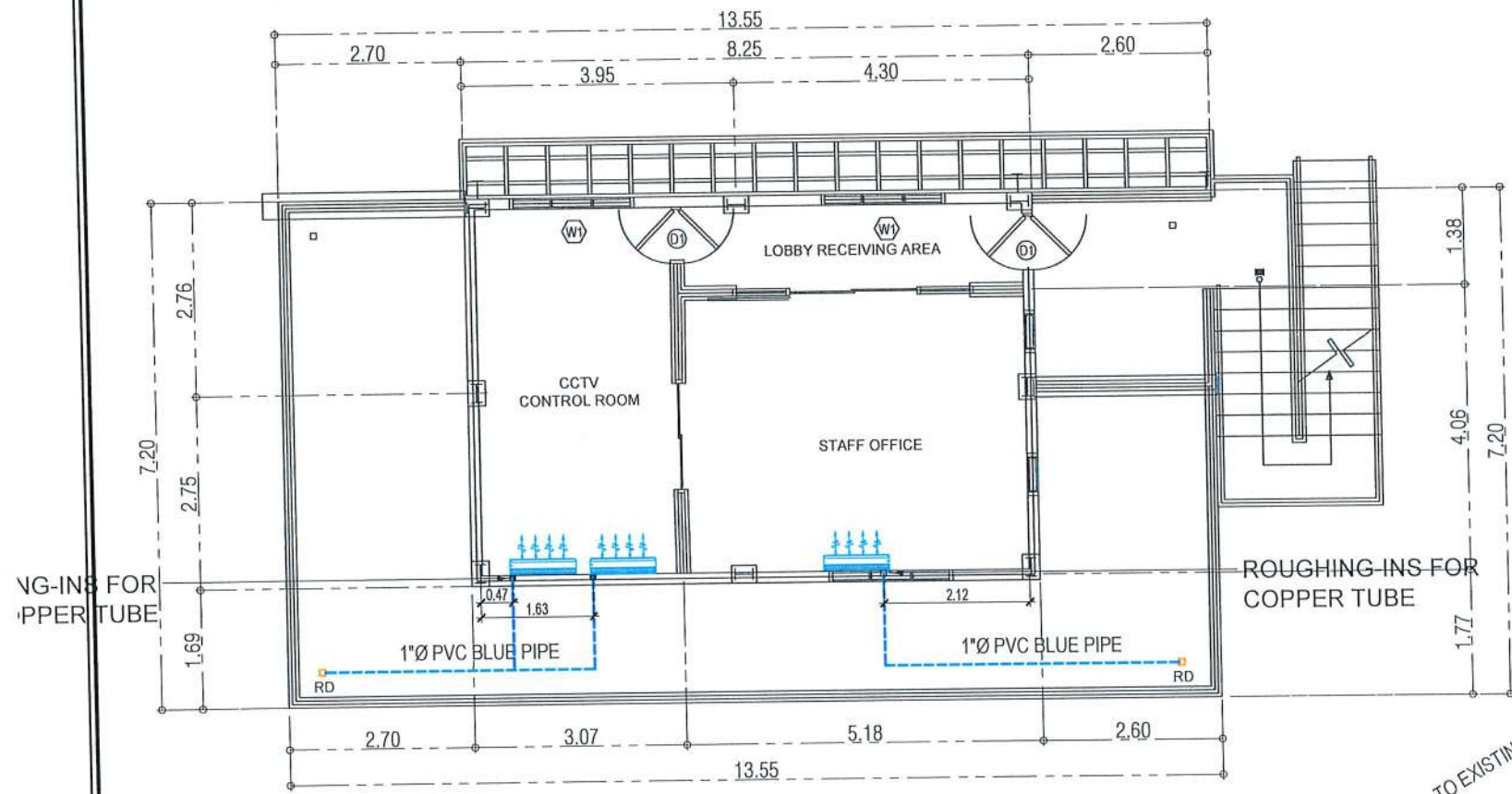
DR. ARNOLD E. VELASCO
PRESIDENT

SHEET CONTENTS: AS SHOWN
PAGE NO: M-01
DATE: 64/65

NOTE:

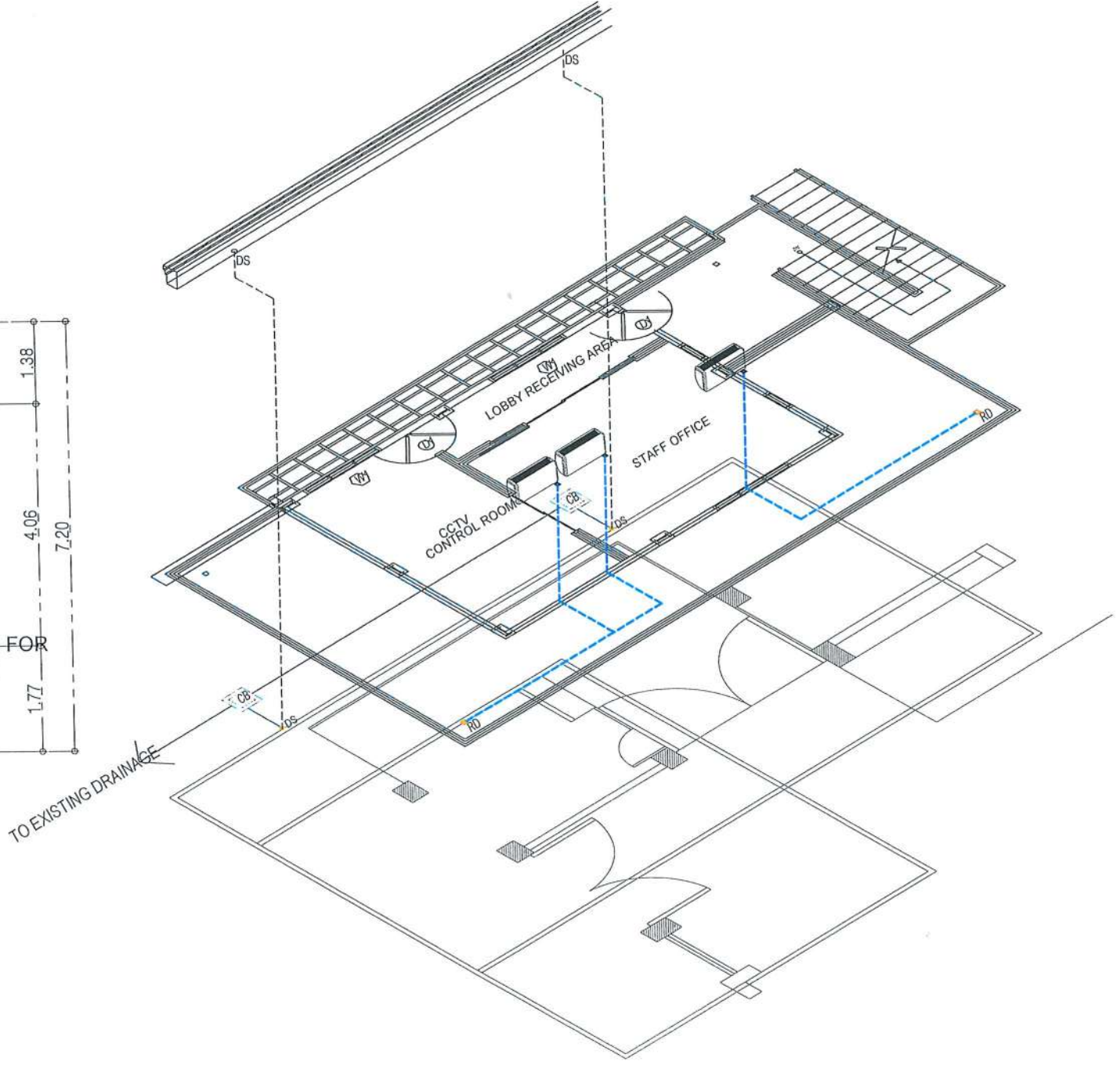
CONDENSATE DRAIN PIPES FOR AIR CONDITIONING UNITS SHALL BE MADE OF 25mm (1") Ø PVC (BLUE) AND ALL HORIZONTAL DRAIN SHALL MAINTAIN 2% SLOPE AND MUST BE CONCEALED ON WALL.

LEGEND AND SYMBOL:	
	- AC INDOOR UNIT (FCU)
	- 1" Ø PVC BLUE PIPE



CONDENSATE DRAIN PIPE LAYOUT

SCALE 1:100M



CONDENSATE DRAIN PIPE ISOMETRIC LAYOUT

SCALE 1:100M



TARLAC STATE UNIVERSITY
Facilities Development and Management Office
Kamulo Boulevard, Tarlac City, Philippines 2300

PROJECT TITLE:
EXPANSION OF GUARD HOUSE WITH CCTV CONTROL ROOM

PROJECT LOCATION:
SAN ISIDRO AND LUCINDA EXTENSION CAMPUS

PREPARED BY:
[Signature]
ENGR. JOHN MYRO B. GANARA
MECHANICAL ENGINEER, OFDM

CERTIFIED BY:
[Signature]
AR. ARLEN M. GUIEB
DIRECTOR, OFDM

REQUESTING OFFICE:
[Signature]
DR. JAYSON R. FELIX
VP FOR ADMINISTRATION

RECOMMENDING APPROVAL:
[Signature]
ATTY. WILMARK J. RAMOS, DBA
VP FOR ADMINISTRATION

APPROVED:
[Signature]
DR. ARNOLD E. VELASCO
PRESIDENT

SHEET CONTENTS: AS SHOWN	SHEET NO: M-02
	PAGE NO: 65/65
DATE:	