

**SUMMARY OF APPROPRIATIONS, ALLOTMENTS, OBLIGATIONS, DISBURSEMENTS AND BALANCES BY OBJECT OF EXPENDITURES**  
**As at the Quarter Ending March 31, 2024**

Department : State Universities and Colleges (SUCs)  
 Agency/Entity : Tarlac State University  
 Operating Unit : < not applicable >  
 Organization Code (UACS) : 08 037 000000  
 Fund Cluster : 01 - Regular Agency Fund

X	Current Year Appropriations
	Supplemental Appropriations
	Continuing Appropriations

(e.g. UACS Fund Cluster: 01-Regular Agency Fund, 02-Foreign Assisted Projects Fund, 03-Special Account-Locally Funded/Domestic Grants Fund, and 04-Special Account-Foreign Assisted/Foreign Grants Fund)

Particulars	UACS CODE	Appropriations			Allotments			Obligations					Disbursements				Balances							
		Authorized Appropriations	Adjustments (Transfer To/From, Modifications/ Augmentations)	Adjusted Appropriations	Allotments Received	Adjustments (Reductions, Modifications/ Augmentations)	Transfer To	Transfer From	Adjusted Allotments	1st Quarter Ending March 31	2nd Quarter Ending June 30	3rd Quarter Ending September 30	4th Quarter Ending December 31	Total	1st Quarter Ending March 31	2nd Quarter Ending June 30	3rd Quarter Ending September 30	4th Quarter Ending December 31	Total	Unreleased Appropriations	Unobligated Allotments	Unpaid Obligations (15-20)=(23+24)		
1	2	3	4	5=(3+4)	6	7	8	9	10=(6+7)+8+9	11	12	13	14	15=(11+12+13+14)	16	17	18	19	20=(16+17+18+19)	21=(5-10)	22=(6-15)	23	24	
<b>SUMMARY</b>		<b>875,910,000.00</b>	<b>(45,000,000.00)</b>	<b>830,910,000.00</b>	<b>541,077,000.00</b>	<b>(45,000,000.00)</b>	<b>0.00</b>	<b>0.00</b>	<b>486,077,000.00</b>	<b>134,582,246.07</b>	<b>0.00</b>	<b>0.00</b>	<b>0.00</b>	<b>0.00</b>	<b>134,582,246.07</b>	<b>114,346,181.07</b>	<b>0.00</b>	<b>0.00</b>	<b>114,346,181.07</b>	<b>334,833,000.00</b>	<b>361,494,753.93</b>	<b>0.00</b>	<b>24</b>	<b>30,236,605.00</b>
<b>A. AGENCY SPECIFIC BUDGET</b>		<b>847,490,000.00</b>	<b>(45,000,000.00)</b>	<b>802,490,000.00</b>	<b>512,657,000.00</b>	<b>(45,000,000.00)</b>	<b>0.00</b>	<b>0.00</b>	<b>467,657,000.00</b>	<b>126,794,359.22</b>	<b>0.00</b>	<b>0.00</b>	<b>0.00</b>	<b>0.00</b>	<b>126,794,359.22</b>	<b>109,226,444.69</b>	<b>0.00</b>	<b>0.00</b>	<b>109,226,444.69</b>	<b>334,833,000.00</b>	<b>340,872,641.78</b>	<b>0.00</b>	<b>17,557,913.53</b>	<b>0.00</b>
<b>Personnel Services</b>		<b>386,799,000.00</b>	<b>0.00</b>	<b>386,799,000.00</b>	<b>313,678,000.00</b>	<b>0.00</b>	<b>0.00</b>	<b>0.00</b>	<b>313,678,000.00</b>	<b>81,255,361.04</b>	<b>0.00</b>	<b>0.00</b>	<b>0.00</b>	<b>0.00</b>	<b>81,255,361.04</b>	<b>60,869,969.99</b>	<b>0.00</b>	<b>0.00</b>	<b>60,869,969.99</b>	<b>73,121,000.00</b>	<b>232,422,636.96</b>	<b>0.00</b>	<b>0.00</b>	<b>385,391.05</b>
<b>Salaries and Wages - Regular</b>	5010101000	236,832,000.00	0.00	236,832,000.00	236,832,000.00	0.00	0.00	0.00	236,832,000.00	72,363,614.26	0.00	0.00	0.00	0.00	72,363,614.26	72,256,488.97	0.00	0.00	72,256,488.97	0.00	164,466,395.74	0.00	0.00	107,125.29
<b>Basic Salary - Civilian</b>	5010101001	236,832,000.00	0.00	236,832,000.00	236,832,000.00	0.00	0.00	0.00	236,832,000.00	72,363,614.26	0.00	0.00	0.00	0.00	72,363,614.26	72,256,488.97	0.00	0.00	72,256,488.97	0.00	164,466,395.74	0.00	0.00	107,125.29
<b>Salaries and Wages - Casual/Contractual</b>	5010102000	1,209,000.00	0.00	1,209,000.00	1,209,000.00	0.00	0.00	0.00	1,209,000.00	739,790.96	0.00	0.00	0.00	0.00	739,790.96	710,639.00	0.00	0.00	710,639.00	0.00	469,209.04	0.00	0.00	29,151.96
<b>Other Compensation</b>		<b>66,618,000.00</b>	<b>0.00</b>	<b>66,618,000.00</b>	<b>0.00</b>	<b>0.00</b>	<b>0.00</b>	<b>0.00</b>	<b>66,618,000.00</b>	<b>5,809,046.20</b>	<b>0.00</b>	<b>0.00</b>	<b>0.00</b>	<b>0.00</b>	<b>5,809,046.20</b>	<b>5,808,881.30</b>	<b>0.00</b>	<b>0.00</b>	<b>5,808,881.30</b>	<b>0.00</b>	<b>60,808,953.80</b>	<b>0.00</b>	<b>0.00</b>	<b>164.90</b>
<b>Personal Economic Relief Allowance (PERA)</b>	5010201000	10,272,000.00	0.00	10,272,000.00	10,272,000.00	0.00	0.00	0.00	10,272,000.00	2,895,902.53	0.00	0.00	0.00	0.00	2,895,902.53	2,895,737.63	0.00	0.00	2,895,737.63	0.00	7,376,997.47	0.00	0.00	164.90
<b>PERA - Civilian</b>	5010201001	10,272,000.00	0.00	10,272,000.00	10,272,000.00	0.00	0.00	0.00	10,272,000.00	2,895,902.53	0.00	0.00	0.00	0.00	2,895,902.53	2,895,737.63	0.00	0.00	2,895,737.63	0.00	7,376,997.47	0.00	0.00	164.90
<b>Representation Allowance (RA)</b>	5010202000	300,000.00	0.00	300,000.00	300,000.00	0.00	0.00	0.00	300,000.00	88,500.00	0.00	0.00	0.00	0.00	88,500.00	88,500.00	0.00	0.00	88,500.00	0.00	211,500.00	0.00	0.00	0.00
<b>Transportation Allowance (TA)</b>	5010203000	300,000.00	0.00	300,000.00	300,000.00	0.00	0.00	0.00	300,000.00	88,500.00	0.00	0.00	0.00	0.00	88,500.00	88,500.00	0.00	0.00	88,500.00	0.00	211,500.00	0.00	0.00	0.00
<b>Transportation Allowance (TA)</b>	5010203001	300,000.00	0.00	300,000.00	300,000.00	0.00	0.00	0.00	300,000.00	88,500.00	0.00	0.00	0.00	0.00	88,500.00	88,500.00	0.00	0.00	88,500.00	0.00	211,500.00	0.00	0.00	0.00
<b>Clothing/Uniform Allowance</b>	5010204000	2,568,000.00	0.00	2,568,000.00	2,568,000.00	0.00	0.00	0.00	2,568,000.00	2,429,000.00	0.00	0.00	0.00	0.00	2,429,000.00	2,429,000.00	0.00	0.00	2,429,000.00	0.00	199,000.00	0.00	0.00	0.00
<b>Clothing/Uniform Allowance - Civilian</b>	5010204001	2,568,000.00	0.00	2,568,000.00	2,568,000.00	0.00	0.00	0.00	2,568,000.00	2,429,000.00	0.00	0.00	0.00	0.00	2,429,000.00	2,429,000.00	0.00	0.00	2,429,000.00	0.00	199,000.00	0.00	0.00	0.00
<b>Substance Allowance (SA)</b>	5010205000	79,000.00	0.00	79,000.00	79,000.00	0.00	0.00	0.00	79,000.00	13,125.00	0.00	0.00	0.00	0.00	13,125.00	13,125.00	0.00	0.00	13,125.00	0.00	65,875.00	0.00	0.00	0.00
<b>Substance Allowance - Magno Carta for Public Health Workers under R.A. 7305</b>	5010205003	79,000.00	0.00	79,000.00	79,000.00	0.00	0.00	0.00	79,000.00	13,125.00	0.00	0.00	0.00	0.00	13,125.00	13,125.00	0.00	0.00	13,125.00	0.00	65,875.00	0.00	0.00	0.00
<b>Laundry Allowance (LA)</b>	5010206000	11,000.00	0.00	11,000.00	11,000.00	0.00	0.00	0.00	11,000.00	1,789.77	0.00	0.00	0.00	0.00	1,789.77	1,789.77	0.00	0.00	1,789.77	0.00	9,210.23	0.00	0.00	0.00
<b>Laundry Allowance - Magno Carta Benefits for Public Health Workers under R.A. 7305</b>	5010206004	11,000.00	0.00	11,000.00	11,000.00	0.00	0.00	0.00	11,000.00	1,789.77	0.00	0.00	0.00	0.00	1,789.77	1,789.77	0.00	0.00	1,789.77	0.00	9,210.23	0.00	0.00	0.00
<b>Honoraria</b>	5010210000	8,644,000.00	0.00	8,644,000.00	8,644,000.00	0.00	0.00	0.00	8,644,000.00	178,000.00	0.00	0.00	0.00	0.00	178,000.00	178,000.00	0.00	0.00	178,000.00	0.00	8,466,000.00	0.00	0.00	0.00
<b>Honoraria - Civilian</b>	5010210001	8,644,000.00	0.00	8,644,000.00	8,644,000.00	0.00	0.00	0.00	8,644,000.00	178,000.00	0.00	0.00	0.00	0.00	178,000.00	178,000.00	0.00	0.00	178,000.00	0.00	8,466,000.00	0.00	0.00	0.00
<b>Hazard Pay (HP)</b>	5010211000	692,000.00	0.00	692,000.00	692,000.00	0.00	0.00	0.00	692,000.00	114,228.90	0.00	0.00	0.00	0.00	114,228.90	114,228.90	0.00	0.00	114,228.90	0.00	577,771.10	0.00	0.00	0.00
<b>HP - Magno Carta Benefits for Public Health Workers under R.A. 7305</b>	5010211005	692,000.00	0.00	692,000.00	692,000.00	0.00	0.00	0.00	692,000.00	114,228.90	0.00	0.00	0.00	0.00	114,228.90	114,228.90	0.00	0.00	114,228.90	0.00	577,771.10	0.00	0.00	0.00
<b>Year End Bonus</b>	5010214000	19,736,000.00	0.00	19,736,000.00	19,736,000.00	0.00	0.00	0.00	19,736,000.00	0.00	0.00	0.00	0.00	0.00	0.00	0.00	0.00	0.00	0.00	0.00	19,736,000.00	0.00	0.00	0.00
<b>Bonus - Civilian</b>	5010214001	19,736,000.00	0.00	19,736,000.00	19,736,000.00	0.00	0.00	0.00	19,736,000.00	0.00	0.00	0.00	0.00	0.00	0.00	0.00	0.00	0.00	0.00	0.00	19,736,000.00	0.00	0.00	0.00
<b>Cash Gift</b>	5010215000	2,140,000.00	0.00	2,140,000.00	2,140,000.00	0.00	0.00	0.00	2,140,000.00	0.00	0.00	0.00	0.00	0.00	0.00	0.00	0.00	0.00	0.00	0.00	2,140,000.00	0.00	0.00	0.00
<b>Cash Gift - Civilian</b>	5010215001	2,140,000.00	0.00	2,140,000.00	2,140,000.00	0.00	0.00	0.00	2,140,000.00	0.00	0.00	0.00	0.00	0.00	0.00	0.00	0.00	0.00	0.00	0.00	2,140,000.00	0.00	0.00	0.00
<b>Mid-Year Bonus - Civilian</b>	5010216000	19,736,000.00	0.00	19,736,000.00	19,736,000.00	0.00	0.00	0.00	19,736,000.00	0.00	0.00	0.00	0.00	0.00	0.00	0.00	0.00	0.00	0.00	0.00	19,736,000.00	0.00	0.00	0.00
<b>Mid-Year Bonus - Civilian</b>	5010216001	19,736,000.00	0.00	19,736,000.00	19,736,000.00	0.00	0.00	0.00	19,736,000.00	0.00	0.00	0.00	0.00	0.00	0.00	0.00	0.00	0.00	0.00	0.00	19,736,000.00	0.00	0.00	0.00
<b>Other Bonuses and Allowances</b>	5010290000	2,140,000.00	0.00	2,140,000.00	2,140,000.00	0.00	0.00	0.00	2,140,000.00	0.00	0.00	0.00	0.00	0.00	0.00	0.00	0.00	0.00	0.00	0.00	2,140,000.00	0.00	0.00	0.00
<b>Productivity Enhancement Incentive - Civilian</b>	5010290012	2,140,000.00	0.00	2,140,000.00	2,140,000.00	0.00	0.00	0.00	2,140,000.00	0.00	0.00	0.00	0.00	0.00	0.00	0.00	0.00	0.00	0.00	0.00	2,140,000.00	0.00	0.00	0.00
<b>Personnel Benefit Contributions</b>		<b>5,913,000.00</b>	<b>0.00</b>	<b>5,913,000.00</b>	<b>5,913,000.00</b>	<b>0.00</b>	<b>0.00</b>	<b>0.00</b>	<b>5,913,000.00</b>	<b>1,779,830.83</b>	<b>0.00</b>	<b>0.00</b>	<b>0.00</b>	<b>0.00</b>	<b>1,779,830.83</b>	<b>1,538,430.83</b>	<b>0.00</b>	<b>0.00</b>	<b>1,538,430.83</b>	<b>0.00</b>	<b>4,133,168.17</b>	<b>0.00</b>	<b>0.00</b>	<b>241,460.66</b>
<b>Pay-BIG Contributions</b>	5010302000	514,000.00	0.00	514,000.00	514,000.00	0.00	0.00	0.00	514,000.00	241,400.00	0.00	0.00	0.00	0.00	241,400.00	48,100.00	0.00	0.00	48,100.00	0.00	272,800.00	0.00	0.00	193,300.00
<b>Pay-BIG - Civilian</b>	5010302001	514,000.00	0.00	514,000.00	514,000.00	0.00	0.00	0.00	514,000.00	241,400.00	0.00	0.00	0.00	0.00	241,400.00	48,100.00	0.00	0.00						



Department : State Universities and Colleges (SUCs)  
 Agency/Entity : Tarlac State University  
 Operating Unit : < not applicable >  
 Organization Code (UACS) : 08 037 0000000  
 Fund Cluster : 01 - Regular Agency Fund  
 (e.g. UACS Fund Cluster: 01-Regular Agency Fund, 02-Foreign Assisted Projects Fund, 03-Special Account-Locally Funded/Domestic Grants Fund, and 04-Special Account-Foreign Assisted/Foreign Grants Fund)


X	Current Year Appropriations
	Supplemental Appropriations
	Continuing Appropriations

Particulars	UACS CODE	Appropriations					Allotments				Obligations				Disbursements				Balances					
		Authorized Appropriations	Adjusted Appropriations	Allotments Received	Adjustments (Transfer To/From, Modifications/Augmentations)	Transfer To	Transfer From	Adjusted Allotments	1st Quarter Ending March 31	2nd Quarter Ending June 30	3rd Quarter Ending September 30	4th Quarter Ending December 31	Total	1st Quarter Ending March 31	2nd Quarter Ending June 30	3rd Quarter Ending September 30	4th Quarter Ending December 31	Total	Unreleased Appropriations	Unobligated Allotments	Unpaid Obligations (15-20)+(23+24)			
		3	4	5=(3+4)	6	7	8	9	10=(6+7+8+9)	11	12	13	14	15=(11+12+13+14)	16	17	18	19	20=(16+17+18+19)	21=(5-10)	22=(10-15)	23	24	
<b>Training and Scholarship Expenses</b>		<b>967,000.00</b>	<b>0.00</b>	<b>967,000.00</b>	<b>0.00</b>	<b>0.00</b>	<b>0.00</b>	<b>967,000.00</b>	<b>575,042.04</b>	<b>0.00</b>	<b>0.00</b>	<b>0.00</b>	<b>0.00</b>	<b>575,042.04</b>	<b>575,042.04</b>	<b>0.00</b>	<b>0.00</b>	<b>0.00</b>	<b>0.00</b>	<b>0.00</b>	<b>0.00</b>	<b>391,957.96</b>	<b>0.00</b>	<b>0.00</b>
Training Expenses	5020201000	544,000.00	0.00	544,000.00	0.00	0.00	0.00	544,000.00	255,042.04	0.00	0.00	0.00	0.00	255,042.04	255,042.04	0.00	0.00	0.00	0.00	0.00	0.00	288,957.96	0.00	0.00
Scholarship Grants/Expenses	5020202000	423,000.00	0.00	423,000.00	0.00	0.00	0.00	423,000.00	320,000.00	0.00	0.00	0.00	0.00	320,000.00	320,000.00	0.00	0.00	0.00	0.00	0.00	0.00	103,000.00	0.00	0.00
<b>Supplies and Materials Expenses</b>		<b>13,689,000.00</b>	<b>0.00</b>	<b>13,689,000.00</b>	<b>0.00</b>	<b>0.00</b>	<b>0.00</b>	<b>13,689,000.00</b>	<b>9,480,123.37</b>	<b>0.00</b>	<b>0.00</b>	<b>0.00</b>	<b>0.00</b>	<b>9,480,123.37</b>	<b>4,959,731.97</b>	<b>0.00</b>	<b>0.00</b>	<b>0.00</b>	<b>0.00</b>	<b>0.00</b>	<b>0.00</b>	<b>4,208,876.63</b>	<b>0.00</b>	<b>4,520,391.40</b>
Office Supplies Expenses	5020301000	4,803,000.00	0.00	4,803,000.00	0.00	0.00	0.00	4,803,000.00	1,537,965.20	0.00	0.00	0.00	0.00	1,537,965.20	877,204.00	0.00	0.00	0.00	0.00	0.00	0.00	3,265,034.80	0.00	660,761.20
Other Supplies and Materials Expenses	5020309000	7,571,000.00	0.00	7,571,000.00	0.00	0.00	0.00	7,571,000.00	2,728,877.75	0.00	0.00	0.00	0.00	2,728,877.75	3,419,247.55	0.00	0.00	0.00	0.00	0.00	0.00	292,122.25	0.00	3,859,630.20
<b>Utility Expenses</b>		<b>16,564,000.00</b>	<b>0.00</b>	<b>16,564,000.00</b>	<b>0.00</b>	<b>0.00</b>	<b>0.00</b>	<b>16,564,000.00</b>	<b>6,427,677.97</b>	<b>0.00</b>	<b>0.00</b>	<b>0.00</b>	<b>0.00</b>	<b>6,427,677.97</b>	<b>6,427,677.97</b>	<b>0.00</b>	<b>0.00</b>	<b>0.00</b>	<b>0.00</b>	<b>0.00</b>	<b>0.00</b>	<b>6,427,677.97</b>	<b>0.00</b>	<b>10,136,322.03</b>
Water Expenses	5020401000	1,543,000.00	0.00	1,543,000.00	0.00	0.00	0.00	1,543,000.00	278,419.78	0.00	0.00	0.00	0.00	278,419.78	278,419.78	0.00	0.00	0.00	0.00	0.00	0.00	1,264,580.22	0.00	0.00
Electricity Expenses	5020402000	15,021,000.00	0.00	15,021,000.00	0.00	0.00	0.00	15,021,000.00	6,149,258.19	0.00	0.00	0.00	0.00	6,149,258.19	6,149,258.19	0.00	0.00	0.00	0.00	0.00	0.00	8,871,741.81	0.00	0.00
<b>Communication Expenses</b>		<b>5,293,000.00</b>	<b>0.00</b>	<b>5,293,000.00</b>	<b>0.00</b>	<b>0.00</b>	<b>0.00</b>	<b>5,293,000.00</b>	<b>440,333.60</b>	<b>0.00</b>	<b>0.00</b>	<b>0.00</b>	<b>0.00</b>	<b>440,333.60</b>	<b>440,333.60</b>	<b>0.00</b>	<b>0.00</b>	<b>0.00</b>	<b>0.00</b>	<b>0.00</b>	<b>0.00</b>	<b>4,852,666.40</b>	<b>0.00</b>	<b>0.00</b>
Telephone Expenses	5020502000	1,077,000.00	0.00	1,077,000.00	0.00	0.00	0.00	1,077,000.00	440,333.60	0.00	0.00	0.00	0.00	440,333.60	440,333.60	0.00	0.00	0.00	0.00	0.00	0.00	3,366,666.40	0.00	0.00
Landline	5020502002	1,077,000.00	0.00	1,077,000.00	0.00	0.00	0.00	1,077,000.00	440,333.60	0.00	0.00	0.00	0.00	440,333.60	440,333.60	0.00	0.00	0.00	0.00	0.00	0.00	636,666.40	0.00	0.00
Internet Subscription Expenses	5020503000	4,216,000.00	0.00	4,216,000.00	0.00	0.00	0.00	4,216,000.00	0.00	0.00	0.00	0.00	0.00	0.00	0.00	0.00	0.00	0.00	0.00	0.00	0.00	4,216,000.00	0.00	0.00
<b>Awards/Rewards and Prizes</b>		<b>6,415,000.00</b>	<b>0.00</b>	<b>6,415,000.00</b>	<b>0.00</b>	<b>0.00</b>	<b>0.00</b>	<b>6,415,000.00</b>	<b>116,000.00</b>	<b>0.00</b>	<b>0.00</b>	<b>0.00</b>	<b>0.00</b>	<b>116,000.00</b>	<b>60,000.00</b>	<b>0.00</b>	<b>0.00</b>	<b>0.00</b>	<b>0.00</b>	<b>0.00</b>	<b>0.00</b>	<b>6,299,000.00</b>	<b>0.00</b>	<b>56,000.00</b>
Awards/Rewards Expenses	5020601000	6,415,000.00	0.00	6,415,000.00	0.00	0.00	0.00	6,415,000.00	116,000.00	0.00	0.00	0.00	0.00	116,000.00	60,000.00	0.00	0.00	0.00	0.00	0.00	0.00	6,299,000.00	0.00	56,000.00
Awards/Rewards Expenses	5020601001	5,791,000.00	0.00	5,791,000.00	0.00	0.00	0.00	5,791,000.00	56,000.00	0.00	0.00	0.00	0.00	56,000.00	0.00	0.00	0.00	0.00	0.00	0.00	0.00	5,735,000.00	0.00	56,000.00
Rewards and Incentives	5020601002	624,000.00	0.00	624,000.00	0.00	0.00	0.00	624,000.00	60,000.00	0.00	0.00	0.00	0.00	60,000.00	60,000.00	0.00	0.00	0.00	0.00	0.00	0.00	5,735,000.00	0.00	0.00
<b>Survey, Research, Exploration and Research, Exploration and Development Expenses</b>		<b>2,000,000.00</b>	<b>0.00</b>	<b>2,000,000.00</b>	<b>0.00</b>	<b>0.00</b>	<b>0.00</b>	<b>2,000,000.00</b>	<b>0.00</b>	<b>0.00</b>	<b>0.00</b>	<b>0.00</b>	<b>0.00</b>	<b>0.00</b>	<b>0.00</b>	<b>0.00</b>	<b>0.00</b>	<b>0.00</b>	<b>0.00</b>	<b>0.00</b>	<b>0.00</b>	<b>2,000,000.00</b>	<b>0.00</b>	<b>0.00</b>
Research, Exploration and Development Expenses	5020702002	2,000,000.00	0.00	2,000,000.00	0.00	0.00	0.00	2,000,000.00	0.00	0.00	0.00	0.00	0.00	0.00	0.00	0.00	0.00	0.00	0.00	0.00	0.00	2,000,000.00	0.00	0.00
<b>Confidential, Intelligence and Extraordinary</b>		<b>150,000.00</b>	<b>0.00</b>	<b>150,000.00</b>	<b>0.00</b>	<b>0.00</b>	<b>0.00</b>	<b>150,000.00</b>	<b>37,500.00</b>	<b>0.00</b>	<b>0.00</b>	<b>0.00</b>	<b>0.00</b>	<b>37,500.00</b>	<b>37,500.00</b>	<b>0.00</b>	<b>0.00</b>	<b>0.00</b>	<b>0.00</b>	<b>0.00</b>	<b>0.00</b>	<b>112,500.00</b>	<b>0.00</b>	<b>0.00</b>
Extraordinary and Miscellaneous Expenses	5021003000	150,000.00	0.00	150,000.00	0.00	0.00	0.00	150,000.00	37,500.00	0.00	0.00	0.00	0.00	37,500.00	37,500.00	0.00	0.00	0.00	0.00	0.00	0.00	112,500.00	0.00	0.00
<b>Professional Services</b>		<b>39,864,000.00</b>	<b>0.00</b>	<b>39,864,000.00</b>	<b>0.00</b>	<b>0.00</b>	<b>0.00</b>	<b>39,864,000.00</b>	<b>7,908,878.76</b>	<b>0.00</b>	<b>0.00</b>	<b>0.00</b>	<b>0.00</b>	<b>7,908,878.76</b>	<b>7,866,437.51</b>	<b>0.00</b>	<b>0.00</b>	<b>0.00</b>	<b>0.00</b>	<b>0.00</b>	<b>0.00</b>	<b>31,894,121.24</b>	<b>0.00</b>	<b>43,441.25</b>
Legal Services	5021101000	443,000.00	0.00	443,000.00	0.00	0.00	0.00	443,000.00	0.00	0.00	0.00	0.00	0.00	0.00	0.00	0.00	0.00	0.00	0.00	0.00	0.00	443,000.00	0.00	0.00
Auditing Services	5021102000	95,000.00	0.00	95,000.00	0.00	0.00	0.00	95,000.00	22,405.00	0.00	0.00	0.00	0.00	22,405.00	21,480.00	0.00	0.00	0.00	0.00	0.00	0.00	72,595.00	0.00	915.00
Other Professional Services	5021198000	39,266,000.00	0.00	39,266,000.00	0.00	0.00	0.00	39,266,000.00	7,887,473.76	0.00	0.00	0.00	0.00	7,887,473.76	7,844,947.51	0.00	0.00	0.00	0.00	0.00	0.00	31,378,526.24	0.00	42,526.25
<b>General Services</b>		<b>22,226,880.00</b>	<b>0.00</b>	<b>22,226,880.00</b>	<b>0.00</b>	<b>0.00</b>	<b>0.00</b>	<b>22,226,880.00</b>	<b>4,578,792.75</b>	<b>0.00</b>	<b>0.00</b>	<b>0.00</b>	<b>0.00</b>	<b>4,578,792.75</b>	<b>4,569,567.42</b>	<b>0.00</b>	<b>0.00</b>	<b>0.00</b>	<b>0.00</b>	<b>0.00</b>	<b>0.00</b>	<b>17,647,207.25</b>	<b>0.00</b>	<b>9,223.33</b>
Security Services	5021203000	11,197,000.00	0.00	11,197,000.00	0.00	0.00	0.00	11,197,000.00	2,024,881.28	0.00	0.00	0.00	0.00	2,024,881.28	2,016,458.51	0.00	0.00	0.00	0.00	0.00	0.00	9,172,118.72	0.00	8,422.77
Other General Services	5021299000	11,029,880.00	0.00	11,029,880.00	0.00	0.00	0.00	11,029,880.00	2,553,911.47	0.00	0.00	0.00	0.00	2,553,911.47	2,553,108.91	0.00	0.00	0.00	0.00	0.00	0.00	8,475,088.53	0.00	802.56
Other General Services	5021299009	11,029,880.00	0.00	11,029,880.00	0.00	0.00	0.00	11,029,880.00	2,553,911.47	0.00	0.00	0.00	0.00	2,553,911.47	2,553,108.91	0.00	0.00	0.00	0.00	0.00	0.00	8,475,088.53	0.00	802.56
<b>Repairs and Maintenance</b>		<b>600,000.00</b>	<b>0.00</b>	<b>600,000.00</b>	<b>0.00</b>	<b>0.00</b>	<b>0.00</b>	<b>600,000.00</b>	<b>0.00</b>	<b>0.00</b>	<b>0.00</b>	<b>0.00</b>	<b>0.00</b>	<b>0.00</b>	<b>0.00</b>	<b>0.00</b>	<b>0.00</b>	<b>0.00</b>	<b>0.00</b>	<b>0.00</b>	<b>0.00</b>	<b>600,000.00</b>	<b>0.00</b>	<b>0.00</b>
Repairs and Maintenance - Buildings and Other	5021304000	600,000.00	0.00	600,000.00	0.00	0.00	0.00	600,000.00	0.00	0.00	0.00	0.00	0.00	0.00	0.00	0.00	0.00	0.00	0.00	0.00	0.00	600,000.00	0.00	0.00
School Buildings	5021304002	600,000.00	0.00	600,000.00	0.00	0.00	0.00	600,000.00	0.00	0.00	0.00	0.00	0.00	0.00	0.00	0.00	0.00	0.00	0.00	0.00	0.00	600,000.00	0.00	0.00
Repairs and Maintenance - Transportation	5021306000	50,000.00	0.00	50,000.00	0.00	0.00	0.00	50,000.00	0.00	0.00	0.00	0.00	0.00	0.00	0.00	0.00	0.00	0.00	0.00	0.00	0.00	50,000.00	0.00	0.00
Motor Vehicles	5021306001	50,000.00	0.00	50,000.00	0.00	0.00	0.00	50,000.00	0.00	0.00	0.00	0.00	0.00	0.00	0.00	0.00	0.00	0.00	0.00	0.00	0.00	50,000.00	0.00	0.00
<b>Financial Assistance/Subsidy</b>		<b>262,712,000.00</b>	<b>0.00</b>	<b>262,712,000.00</b>	<b>0.00</b>	<b>0.00</b>	<b>0.00</b>	<b>262,</b>																


Department : State Universities and Colleges (SUCs)  
 Agency/Entity : Tarlac State University  
 Operating Unit : < not applicable >  
 Organization Code (UACS) : 08 037 0000000  
 Fund Cluster : 01 - Regular Agency Fund  
 (e.g. UACS Fund Cluster: 01-Regular Agency Fund, 02-Foreign Assisted Projects Fund, 03-Special Account-Locally Funded/Domestic Grants Fund, and 04-Special Account-Foreign Assisted/Foreign Grants Fund)


X	Current Year Appropriations
	Supplemental Appropriations
	Continuing Appropriations

Particulars	UACS CODE	Appropriations					Allotments				Obligations				Disbursements				Balances						
		Authorized Appropriations	Adjustments (Transfer To/From, Modifications/ Augmentations)	Adjusted Appropriations	Allotments Received	Adjustments (Reductions, Modifications/ Augmentations)	Transfer To	Transfer From	Adjusted Allotments	1st Quarter Ending March 31	2nd Quarter Ending June 30	3rd Quarter Ending September 30	4th Quarter Ending December 31	Total	1st Quarter Ending March 31	2nd Quarter Ending June 30	3rd Quarter Ending September 30	4th Quarter Ending December 31	Total	Unreleased Appropriations	Unobligated Allotments	Unpaid Obligations (15-20)+(23+24)			
		3	4	5=(3+4)	6	7	8	9	10=(6+7)+8+9	11	12	13	14	15=(11+12+13+14)	16	17	18	19	20=(16+17+18+19)	21=(5-10)	22=(10-15)	23	24		
Buildings and Other Structures	5060404300	45,000,000.00	(45,000,000.00)	0.00	45,000,000.00	(45,000,000.00)	0.00	0.00	0.00	0.00	0.00	0.00	0.00	0.00	0.00	0.00	0.00	0.00	0.00	0.00	0.00	0.00	0.00	0.00	
Hostels and Dormitories	5060404306	30,000,000.00	(30,000,000.00)	0.00	30,000,000.00	(30,000,000.00)	0.00	0.00	0.00	0.00	0.00	0.00	0.00	0.00	0.00	0.00	0.00	0.00	0.00	0.00	0.00	0.00	0.00	0.00	
Other Structures	5060404309	15,000,000.00	(15,000,000.00)	0.00	15,000,000.00	(15,000,000.00)	0.00	0.00	0.00	0.00	0.00	0.00	0.00	0.00	0.00	0.00	0.00	0.00	0.00	0.00	0.00	0.00	0.00	0.00	
Machinery and Equipment Outlay	5060405000	15,000,000.00	0.00	15,000,000.00	15,000,000.00	0.00	0.00	0.00	15,000,000.00	11,398,100.00	0.00	0.00	0.00	11,398,100.00	0.00	0.00	0.00	0.00	0.00	0.00	0.00	3,601,900.00	0.00	11,398,100.00	
Information and Communication Technology Equipment	5060405003	15,000,000.00	0.00	15,000,000.00	15,000,000.00	0.00	0.00	0.00	15,000,000.00	11,398,100.00	0.00	0.00	0.00	11,398,100.00	0.00	0.00	0.00	0.00	0.00	0.00	0.00	3,601,900.00	0.00	11,398,100.00	
<b>B. AUTOMATIC APPROPRIATIONS</b>		<b>28,420,000.00</b>	<b>0.00</b>	<b>28,420,000.00</b>	<b>28,420,000.00</b>	<b>0.00</b>	<b>0.00</b>	<b>0.00</b>	<b>28,420,000.00</b>	<b>7,797,887.85</b>	<b>0.00</b>	<b>0.00</b>	<b>0.00</b>	<b>7,797,887.85</b>	<b>5,119,736.38</b>	<b>0.00</b>	<b>0.00</b>	<b>0.00</b>	<b>0.00</b>	<b>0.00</b>	<b>0.00</b>	<b>0.00</b>	<b>20,622,112.15</b>	<b>0.00</b>	<b>2,678,151.47</b>
Retirement and Life Insurance Premiums		28,420,000.00	0.00	28,420,000.00	28,420,000.00	0.00	0.00	0.00	28,420,000.00	7,797,887.85	0.00	0.00	0.00	7,797,887.85	5,119,736.38	0.00	0.00	0.00	0.00	0.00	0.00	0.00	20,622,112.15	0.00	2,678,151.47
<b>GRAND TOTAL</b>		<b>875,910,000.00</b>	<b>(45,000,000.00)</b>	<b>830,910,000.00</b>	<b>541,477,000.00</b>	<b>(45,000,000.00)</b>	<b>0.00</b>	<b>0.00</b>	<b>496,477,000.00</b>	<b>134,582,246.07</b>	<b>0.00</b>	<b>0.00</b>	<b>0.00</b>	<b>134,582,246.07</b>	<b>114,346,181.07</b>	<b>0.00</b>	<b>0.00</b>	<b>0.00</b>	<b>0.00</b>	<b>0.00</b>	<b>114,346,181.07</b>	<b>334,885,000.00</b>	<b>341,494,753.93</b>	<b>0.00</b>	<b>20,236,065.60</b>

Certified Correct:  
  
 JASPER A. VALDEZ, CPA  
 Accountant  
 Date: April 23, 2024 12:21 AM

Certified Correct:  
  
 JUAN RONGILLO, CPA  
 Accountant  
 Date: April 23, 2024 12:21 AM

Recommending Approval By:  
  
 JOHN ERWIN C. PAULILLO, CPA  
 Chief Finance Officer  
 Date:

Approved By:  
  
 DR. ARNEL D. E. VELASCO  
 Agency Head  
 Date: April 23, 2024 12:24 AM